

加工食品の小売動向

－平成22年2月－

【概要】

加工食品の小売額指数（千人当たり販売額、平成17年＝100）は106.0で、対前年同月比7.0%とかなりの程度上昇した。部門別にみると、食用油・同加工品がやや低下、酒類がわずかに低下したものの、畜産加工品、農産加工品、調理食品がかなりの程度上昇、大豆・同加工品、飲料、調味料がやや上昇、水産加工品、製穀粉・同加工品がわずかに上昇した。このほか、菓子が前年並みになっている。

小売価格指数（平成17年＝100）は99.4で、対前年同月比▲2.6%とわずかに低下した。部門別にみると、食用油・同加工品がかなり大きく低下、水産加工品、製穀粉・同加工品、大豆・同加工品がやや低下、農産加工品、調味料、調理食品、畜産加工品、飲料、菓子がわずかに低下した。このほか、酒類が前年並みになっている。

表1 加工食品の小売動向(22年2月)

| | 計 | 畜産加工品 | 水産加工品 | 農産加工品 | 製穀粉・同加工品 | 食用油・同加工品 | 調味料 | 大豆・同加工品 | 飲料 | 菓子 | 調理食品 | 酒類 |
|-----------------|----------|---------|-------|-------|----------|----------|-------|---------|---------|---------|---------|---------|
| ウェイト | 10,000.0 | 1,226.2 | 694.7 | 519.0 | 1,189.7 | 145.5 | 691.5 | 344.7 | 1,167.2 | 1,439.3 | 1,237.1 | 1,345.2 |
| 小売額指数(17年=100) | 106.0 | 103.3 | 102.2 | 102.8 | 109.2 | 118.6 | 105.0 | 95.6 | 88.8 | 113.0 | 105.7 | 88.1 |
| 前年同月比(%) | 7.0 | 6.2 | 2.5 | 6.2 | 2.5 | ▲4.1 | 3.0 | 5.4 | 3.7 | 0.1 | 6.1 | ▲1.1 |
| 小売価格指数(17年=100) | 99.4 | 99.6 | 96.1 | 100.5 | 102.4 | 96.4 | 101.7 | 96.1 | 96.8 | 101.3 | 98.2 | 99.2 |
| 前年同月比(%) | ▲2.6 | ▲2.2 | ▲4.0 | ▲2.6 | ▲4.0 | ▲12.7 | ▲2.4 | ▲3.9 | ▲2.2 | ▲2.2 | ▲2.3 | ▲0.1 |

図1 加工食品小売額指数

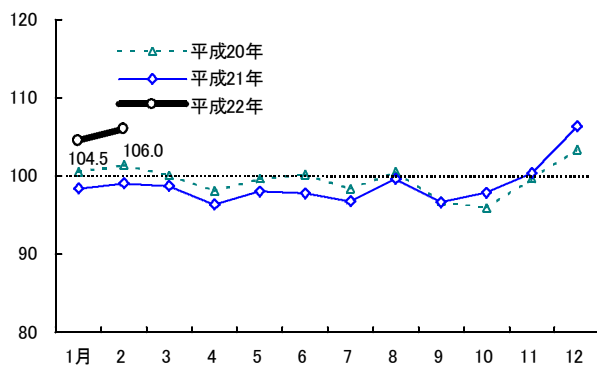
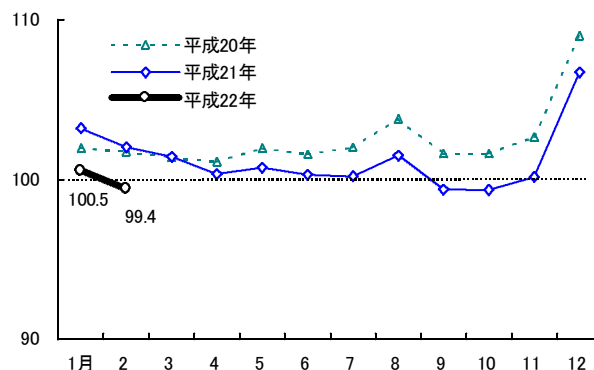


図2 加工食品小売価格指数



畜産加工品 はっ酵乳、牛乳等が増加したことから、全体ではかなりの程度上昇

畜産加工品の小売額指数は103.3で、対前年同月比6.2%（千人当たり販売額89,129円）とかなりの程度上昇した。品目別にみると、ベーコンがやや減少、ハム等がわずかに減少したものの、乳飲料等がかなり大きく増加、はっ酵乳、牛乳、チーズ等がかなりの程度増加、ソーセージ等がわずかに増加したことから全体ではかなりの程度上昇した。

小売価格指数は99.6で、対前年同月比は▲2.2%とわずかに低下した。品目別にみると、チーズがかなりの程度低下、乳飲料等がやや低下、ソーセージ、ハム、はっ酵乳等がわずかに低下した。チーズは値上げ等により小売価格が上昇していたが、21年8月以降低下に転じている。

図3 畜産加工品小売額指数

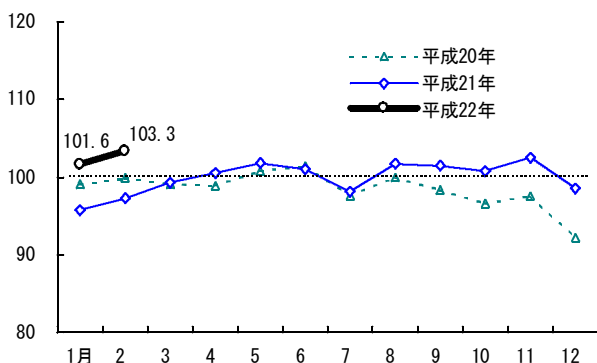
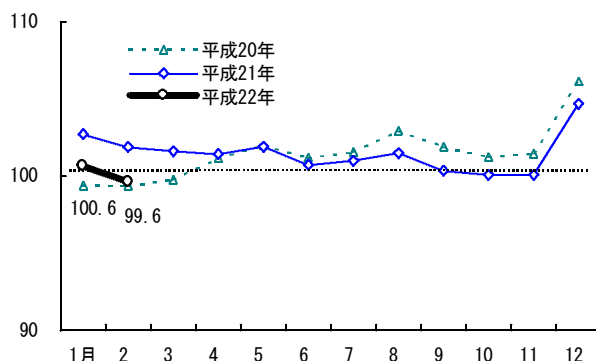


図4 畜産加工品小売価格指数



水産加工品 佃煮、ちくわ等が増加したことから、全体ではわずかに上昇

水産加工品の小売額指数は102.2で、対前年同月比2.5%（千人当たり販売額49,941円）とわずかに上昇した。品目別にみると、マグロ・カツオ缶詰がかなりの程度減少したものの、佃煮等がかなり大きく増加、ちくわ、のり等がかなりの程度増加、かまぼこ、水産珍味等がやや増加したことから全体ではわずかに上昇した。

小売価格指数は96.1で、対前年同月比▲4.0%とやや低下した。品目別にみると、ちくわ、かまぼこ等がかなりの程度低下、マグロ・カツオ缶詰、佃煮、揚げ物等がやや低下、その他加工水産、のり等がわずかに低下した。

図5 水産加工品小売額指数

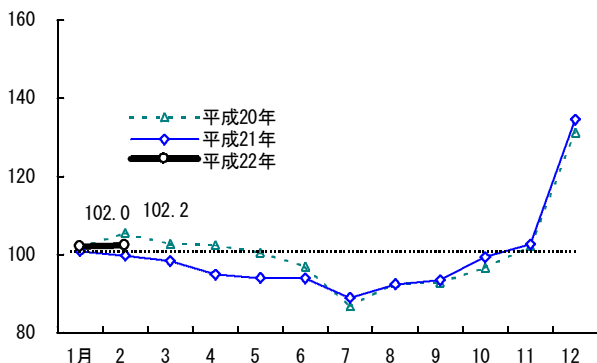
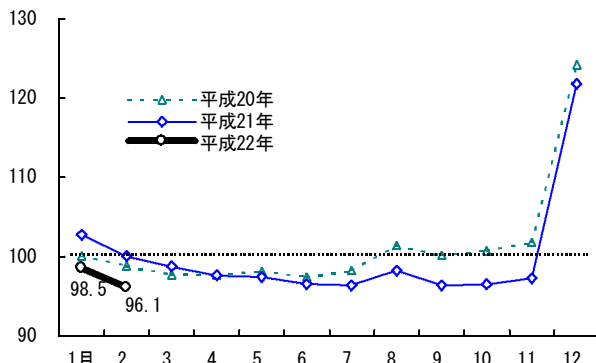


図6 水産加工品小売価格指数



農産加工品 漬物等が増加したことから、全体ではかなりの程度上昇

農産加工品の小売額指数は102.8で、対前年同月比6.2%（千人当たり販売額37,518円）とかなりの程度上昇した。品目別にみると、農産珍味等がかなり大きく増加、漬物等がやや増加したことから、全体ではかなりの程度上昇した。

小売価格指数は100.5で、対前年同月比▲2.6%とわずかに低下した。品目別にみると、漬物等がわずかに低下した。

図7 農産加工品小売額指数

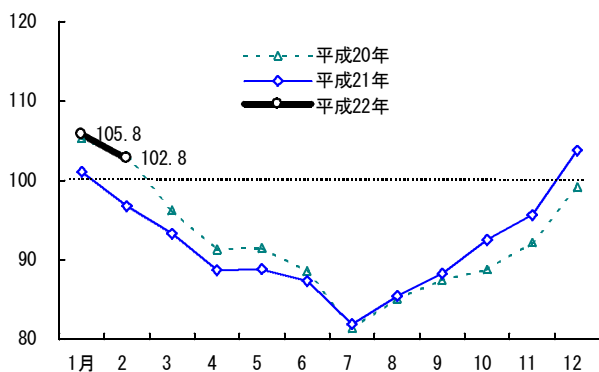
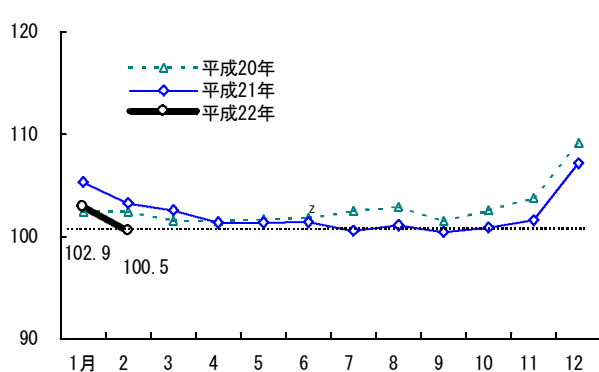


図8 農産加工品小売価格指数



製穀粉・同加工品 カップ麺、調理パン等が増加したことから、全体ではわずかに上昇

製穀粉・同加工品の小売額指数は109.2で、対前年同月比2.5%（千人当たり販売額91,362円）とわずかに上昇した。品目別にみると、菓子パン等がやや減少したものの、調理パンが大幅に増加、カップ麺等がかなりの程度増加、食パン、生麺・ゆで麺、インスタント袋麺等がやや増加したことから、全体ではわずかに上昇した。調理パンは大手メーカーの一部商品がリニューアル等により売上が引き続き増加している。

小売価格指数は102.4で、対前年同月比▲4.0%とやや低下した。品目別にみると、生麺・ゆで麺等がわずかに上昇したものの、食パン等がかなりの程度低下、調理パン、菓子パン等がやや低下、カップ麺、インスタント袋麺等がわずかに低下した。

図9 製穀粉・同加工品小売額指数

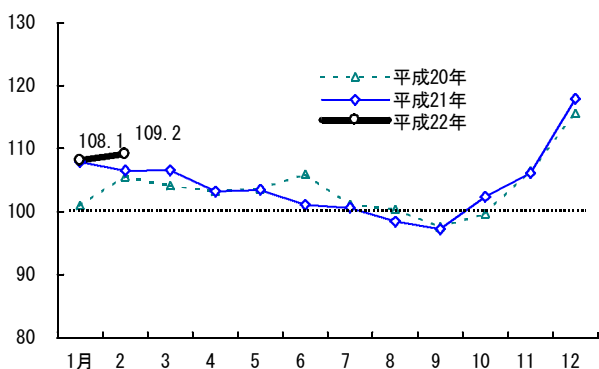
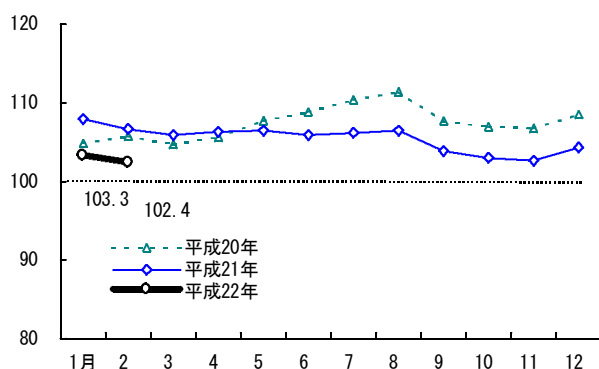


図10 製穀粉・同加工品小売価格指数



食用油・同加工品 サラダ油・天ぷら油が減少したことから、全体ではやや低下

食用油・同加工品の小売額指数は118.6で、対前年同月比▲4.1%（千人当たり販売額12,134円）とやや減少した。品目別にみると、サラダ油・天ぷら油が大幅に減少したことから、全体ではやや低下した。

小売価格指数は96.4で、対前年同月比は▲12.7%とかなり大きく低下した。品目別にみると、サラダ油・天ぷら油等が大幅に低下した。サラダ油・天ぷら油は大手メーカーが値上げを行ったために価格が上昇していたが、21年4月から低下に転じている。

図11 食用油・同加工品小売額指数

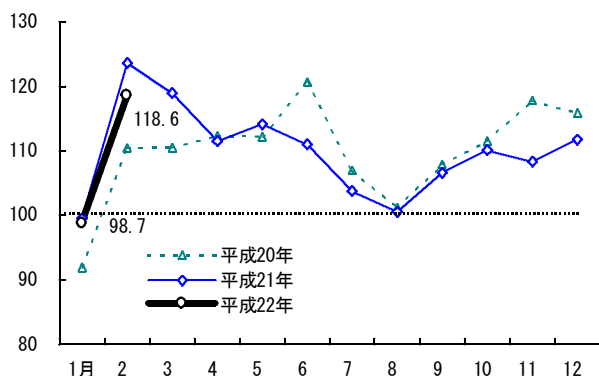
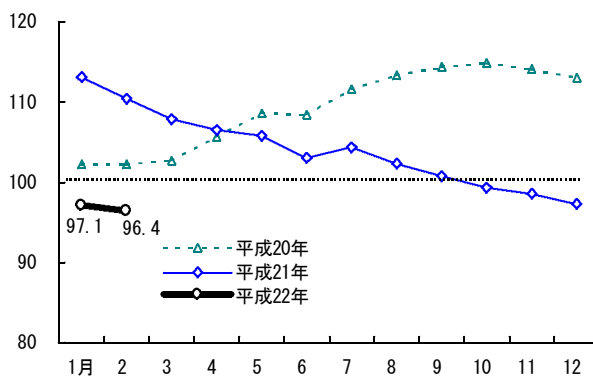


図12 食用油・同加工品小売価格指数



調味料 香辛料、つゆ等が増加したことから、全体ではやや上昇

調味料の小売額指数は105.0で、対前年同月比3.0%（千人当たり販売額51,091円）とやや上昇した。品目別にみると、マヨネーズがかなりの程度減少、ドレッシング等がわずかに減少したものの、香辛料等が大幅に増加、つゆ等がかなりの程度増加、みそ等がわずかに増加したことから全体ではやや上昇した。

小売価格指数は101.7で、対前年同月比は▲2.4%とわずかに低下した。品目別にみると、香辛料がかなりの程度上昇、つゆ等がわずかに上昇したものの、マヨネーズがかなり大きく低下、みそ、ドレッシング、しょうゆ等がやや低下した。

図13 調味料小売額指数

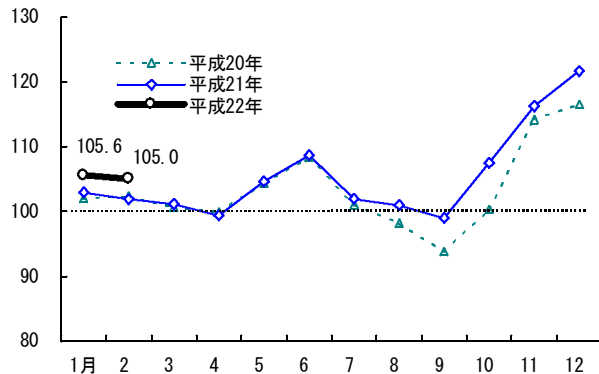
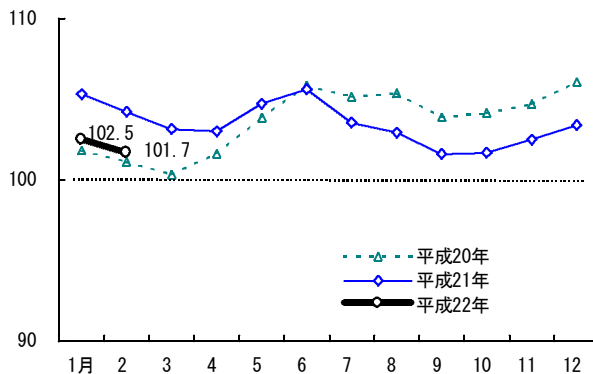


図14 調味料小売価格指数



大豆・同加工品 豆腐、豆乳等が増加したことから、全体ではやや上昇

大豆・同加工品の小売額指数は95.6で、対前年同月比5.4%（千人当たり販売額23,178円）とやや上昇した。品目別にみると、豆乳が大幅に増加、油揚げ、豆腐がかなりの程度増加したことから全体ではやや上昇した。豆乳はイソフラボンの報道による影響等により売上が減少していたが、増加に転じている。

小売価格指数は96.1で、対前年同月比▲3.9%とやや低下した。品目別にみると、豆腐、納豆がやや低下、油揚げがわずかに低下した。

図15 大豆・同加工品小売額指数

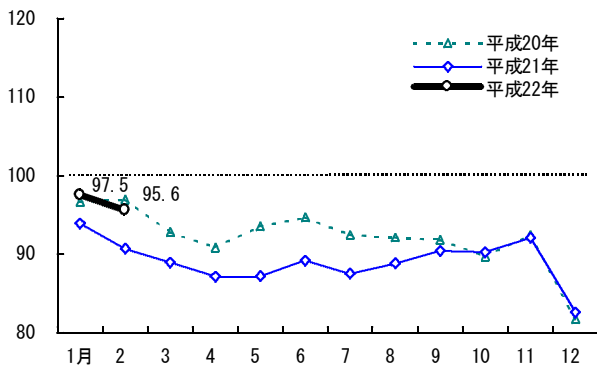
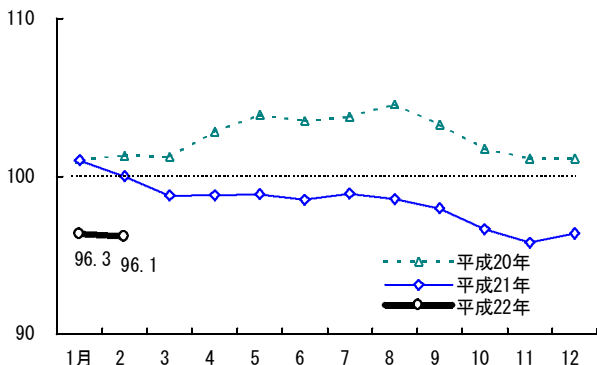


図16 大豆・同加工品小売価格指数



飲料 炭酸フレーバー、インスタントコーヒー等が増加したことから、全体ではやや上昇

飲料の小売額指数は88.8で、対前年同月比は3.7%（千人当たり販売額72,944円）とやや上昇した。品目別にみると、栄養ドリンク等がかなりの程度減少、野菜ジュース等がやや減少したものの、炭酸フレーバー等が大幅に増加、コーラ、インスタントコーヒー等がかなりの程度増加、コーヒードリンク、日本茶、果汁100%飲料等がやや増加したことから全体ではやや上昇した。炭酸フレーバーはビール風味の飲料が好調となっている。

小売価格指数は96.8で、対前年同月比は▲2.2%とわずかに低下した。品目別にみると、日本茶・麦茶ドリンク等がわずかに上昇したものの、インスタントコーヒー、果汁100%飲料、野菜ジュース等がかなりの程度低下、日本茶、レギュラーコーヒー、栄養ドリンク等がわずかに低下した。

図17 飲料小売額指数

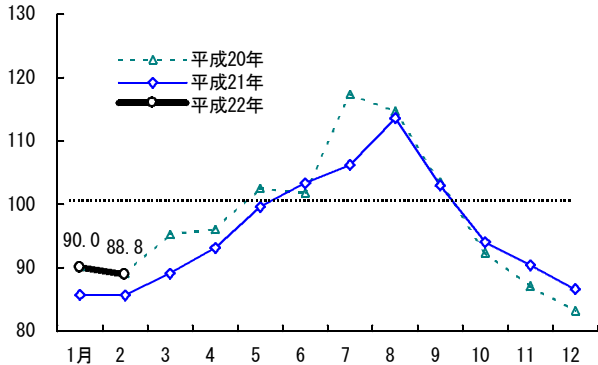
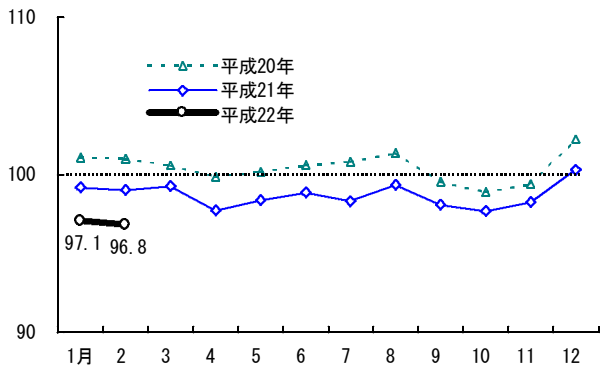


図18 飲料小売価格指数



菓子 キャンディ・キャラメル等が減少したものの、ビスケット・クッキー、米菓等が増加したことから、全体では前年並み

菓子の小売額指数は113.0で、対前年同月比0.1%（千人当たり販売額114,469円）と前年並みになった。品目別にみると、ファミリーアイスがかなりの程度減少、キャンディ・キャラメル、スナック等がやや減少、チューインガム等がわずかに減少したものの、ビスケット・クッキーがかなりの程度増加、パーソナルアイスその他、生菓子、米菓がわずかに増加したことから、全体では前年並みになった。

小売価格指数は101.3で、対前年同月比▲2.2%とわずかに低下した。品目別にみると、ファミリーアイスがわずかに上昇したものの、スナック、チョコレート、生菓子等がやや低下、半生菓子、米菓、ビスケット・クッキー、キャンディ・キャラメル、デザート類等がわずかに低下した。

図19 菓子小売額指数

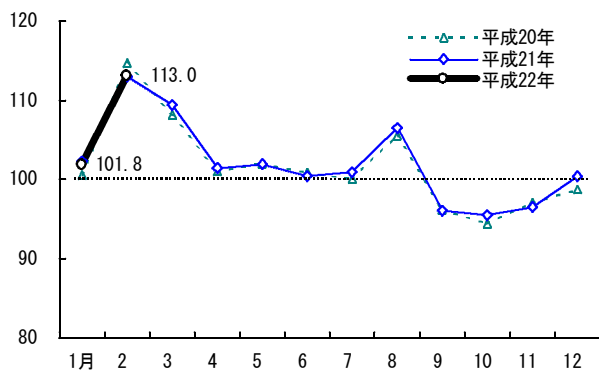
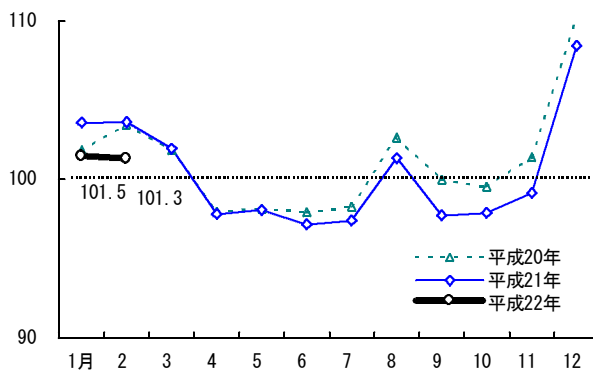


図20 菓子小売価格指数



調理食品 冷凍調理、中華惣菜等が増加したことから、全体ではかなりの程度上昇

調理食品の小売額指数は105.7で、対前年同月比6.1%（千人当たり販売額91,995円）とかなりの程度上昇した。品目別にみると、その他惣菜がかなりの程度減少、インスタントカレー等がやや減少したものの、米飯加工品、冷凍調理、インスタント味噌汁・吸物等がかなり大きく増加、冷凍麺、ソースミックス、中華惣菜、中華料理の素等がかなりの程度増加、和惣菜、洋惣菜、まぜ御飯の素等がやや増加、冷凍米飯加工品がわずかに増加したことから、全体ではかなりの程度上昇した。

小売価格指数は98.2で、対前年同月比▲2.3%とわずかに低下した。品目別にみると、米飯加工品等がわずかに上昇したものの、インスタント味噌汁・吸物等がかなりの程度低下、その他惣菜、中華料理の素、ソースミックス、冷凍麺、インスタントカレー等がやや低下、和惣菜、冷凍米飯加工品、中華惣菜、冷凍調理、まぜ御飯の素等がわずかに低下した。

図21 調理食品小売額指数

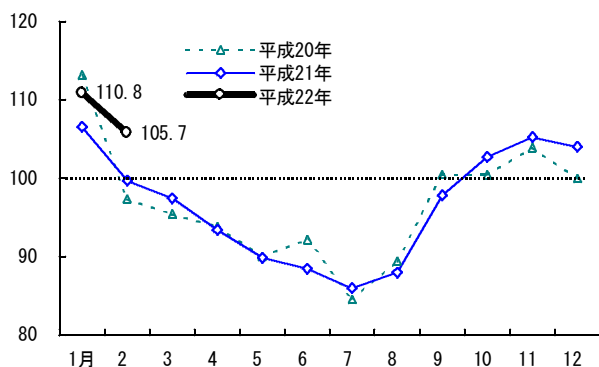
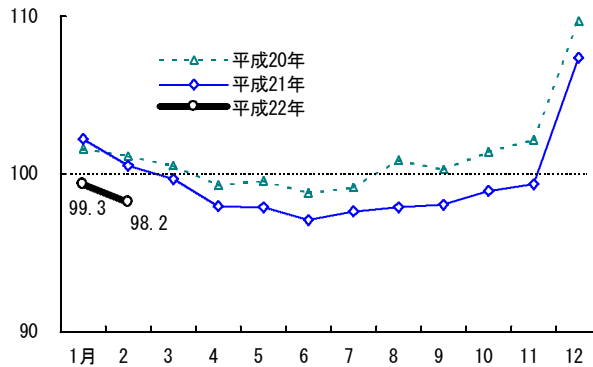


図22 調理食品小売価格



酒類 発泡酒、焼酎（乙類）等が減少したことから、全体ではわずかに低下

酒類の小売額指数は 88.1 で、対前年同月比▲ 1.1 %（千人当たり販売額 83,338 円）とわずかに低下した。品目別にみると、リキュール類等が大幅に増加、ウイスキー、焼酎（甲類）がかなり大きく増加、果実酒等がわずかに増加したものの、発泡酒等が大幅に減少、焼酎（乙類）等がかなり大きく減少、その他雑酒（第三のビール含む）、清酒等やや減少、ビールがわずかに減少したことから全体ではわずかに低下した。リキュール類は褐色のビール類の売上が増加している。

小売価格指数は 99.2 で、対前年同月比▲ 0.1 %と前年並みになった。品目別にみると、リキュール類がやや上昇、焼酎（甲類）等がわずかに上昇したものの、ウイスキー、果実酒等がやや低下、ビール、清酒がわずかに低下した。

図23 酒類小売額指数

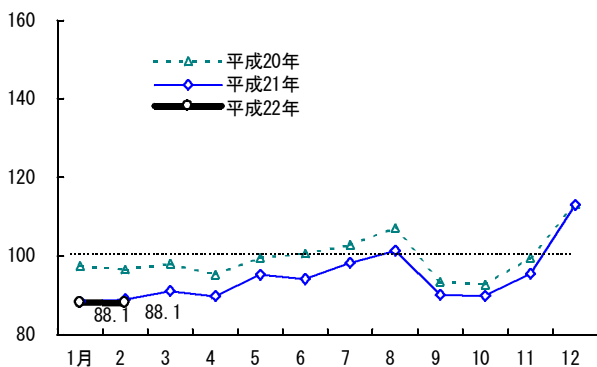


図24 酒類小売価格指数

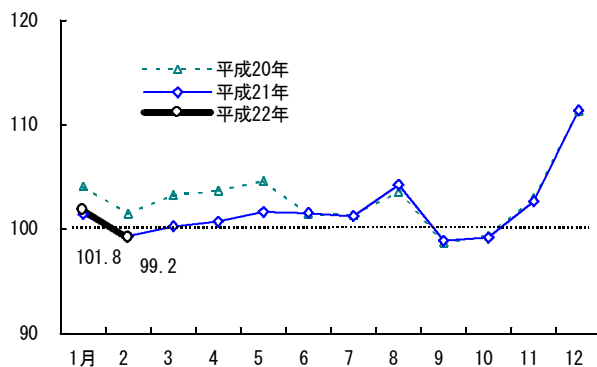


表2 加工食品小売額指数の推移

単位 前年同月比:%

| 区分 年月 | 単位 前年同月比:% | | | | | | | | | | | |
|----------|------------|-------|-------|-------|--------------|--------------|-------|-------------|-------|-------|-------|-------|
| | 計 | 畜産加工品 | 水産加工品 | 農産加工品 | 製穀粉・ 同加工品 | 食用油・ 同加工品 | 調味料 | 大豆・ 同加工品 | 飲料 | 菓子 | 調理食品 | 酒類 |
| 平. 14 | 101.4 | 109.3 | 104.6 | 110.1 | 101.2 | 105.5 | 108.7 | 88.2 | 105.2 | 101.4 | 102.3 | 84.3 |
| 15 | 100.5 | 106.1 | 99.1 | 104.3 | 103.0 | 105.7 | 105.2 | 89.1 | 99.0 | 101.5 | 100.5 | 92.5 |
| 16 | 100.5 | 99.7 | 97.9 | 102.5 | 102.2 | 102.4 | 101.5 | 96.9 | 100.5 | 102.1 | 100.0 | 99.2 |
| 17 | 100.0 | 100.0 | 100.0 | 100.0 | 100.0 | 100.0 | 100.0 | 100.0 | 100.0 | 100.0 | 100.0 | 100.0 |
| 18 | 100.0 | 100.3 | 100.4 | 97.6 | 98.2 | 96.5 | 100.1 | 99.6 | 101.3 | 99.9 | 98.9 | 102.7 |
| 19 | 101.0 | 100.3 | 100.2 | 95.7 | 99.4 | 97.5 | 100.6 | 96.7 | 103.6 | 101.3 | 99.6 | 105.6 |
| 20 | 99.6 | 98.4 | 101.1 | 92.4 | 103.8 | 110.0 | 103.5 | 92.0 | 97.8 | 101.5 | 96.5 | 99.9 |
| 21 | 99.0 | 99.9 | 99.9 | 92.0 | 104.4 | 109.9 | 105.8 | 88.9 | 96.0 | 101.8 | 96.5 | 95.1 |
| 平21.1 | 98.4 | 95.7 | 100.8 | 101.0 | 107.9 | 99.5 | 102.9 | 93.9 | 85.6 | 102.3 | 106.5 | 88.4 |
| 2 | 99.1 | 97.2 | 99.7 | 96.7 | 106.5 | 123.6 | 101.9 | 90.7 | 85.6 | 113.0 | 99.7 | 89.0 |
| 3 | 98.7 | 99.2 | 98.3 | 93.3 | 106.6 | 119.0 | 101.2 | 88.9 | 89.1 | 109.3 | 97.4 | 91.1 |
| 4 | 96.4 | 100.5 | 94.8 | 88.7 | 103.2 | 111.5 | 99.4 | 87.2 | 93.1 | 101.4 | 93.4 | 89.8 |
| 5 | 98.0 | 101.8 | 93.9 | 88.8 | 103.5 | 114.1 | 104.6 | 87.2 | 99.6 | 101.9 | 89.9 | 95.3 |
| 6 | 97.8 | 101.0 | 93.9 | 87.3 | 101.1 | 111.0 | 108.7 | 89.2 | 103.3 | 100.4 | 88.4 | 94.2 |
| 7 | 96.8 | 98.1 | 88.8 | 81.9 | 100.6 | 103.7 | 101.9 | 87.5 | 106.2 | 100.9 | 86.0 | 98.3 |
| 8 | 99.6 | 101.7 | 92.3 | 85.4 | 98.4 | 100.5 | 101.0 | 88.8 | 113.6 | 106.4 | 88.0 | 101.4 |
| 9 | 96.6 | 101.4 | 93.4 | 88.2 | 97.3 | 106.6 | 99.0 | 90.4 | 102.9 | 96.0 | 97.8 | 90.1 |
| 10 | 97.9 | 100.8 | 99.3 | 92.5 | 102.4 | 110.1 | 107.5 | 90.2 | 94.0 | 95.5 | 102.7 | 89.8 |
| 11 | 100.4 | 102.5 | 102.6 | 95.6 | 106.2 | 108.3 | 116.2 | 92.1 | 90.4 | 96.5 | 105.2 | 95.5 |
| 12 | 106.3 | 98.5 | 134.6 | 103.8 | 117.9 | 111.7 | 121.7 | 82.6 | 86.5 | 100.3 | 104.0 | 113.0 |
| 平22.1 | 104.5 | 101.6 | 102.0 | 105.8 | 108.1 | 98.7 | 105.6 | 97.5 | 90.0 | 101.8 | 110.8 | 88.1 |
| 2 | 106.0 | 103.3 | 102.2 | 102.8 | 109.2 | 118.6 | 105.0 | 95.6 | 88.8 | 113.0 | 105.7 | 88.1 |
| 3 | | | | | | | | | | | | |
| 4 | | | | | | | | | | | | |
| 5 | | | | | | | | | | | | |
| 6 | | | | | | | | | | | | |
| 7 | | | | | | | | | | | | |
| 8 | | | | | | | | | | | | |
| 9 | | | | | | | | | | | | |
| 10 | | | | | | | | | | | | |
| 11 | | | | | | | | | | | | |
| 12 | | | | | | | | | | | | |
| 前年同月比 | | | | | | | | | | | | |
| 平. 14 | | | | | | | | | | | | |
| 15 | ▲ 0.9 | ▲ 2.9 | ▲ 5.3 | ▲ 5.3 | 1.8 | 0.2 | ▲ 3.2 | 1.0 | ▲ 5.9 | 0.1 | ▲ 1.8 | 9.7 |
| 16 | 0.0 | ▲ 6.0 | ▲ 1.2 | ▲ 1.7 | ▲ 0.8 | ▲ 3.1 | ▲ 3.5 | 8.8 | 1.5 | 0.6 | ▲ 0.4 | 7.3 |
| 17 | ▲ 0.5 | 0.3 | 2.2 | ▲ 2.5 | ▲ 2.1 | ▲ 2.3 | ▲ 1.5 | 3.2 | ▲ 0.5 | ▲ 2.1 | ▲ 0.0 | 0.8 |
| 18 | 0.0 | 0.3 | 0.4 | ▲ 2.4 | ▲ 1.8 | ▲ 3.5 | 0.1 | ▲ 0.4 | 1.3 | ▲ 0.1 | ▲ 1.1 | 2.7 |
| 19 | 0.9 | 0.0 | ▲ 0.1 | ▲ 1.9 | 1.2 | 1.0 | 0.5 | ▲ 3.0 | 2.3 | 1.4 | 0.8 | 2.7 |
| 20 | ▲ 1.4 | ▲ 2.0 | 0.9 | ▲ 3.5 | 4.4 | 12.9 | 2.9 | ▲ 4.8 | ▲ 5.6 | 0.2 | ▲ 3.1 | ▲ 5.4 |
| 21 | ▲ 0.6 | 1.6 | ▲ 1.2 | ▲ 0.4 | 0.6 | ▲ 0.1 | 2.2 | ▲ 3.4 | ▲ 1.9 | 0.3 | 0.0 | ▲ 4.8 |
| 平21.1 | ▲ 2.1 | ▲ 3.4 | ▲ 0.9 | ▲ 4.0 | 6.8 | 8.2 | 1.0 | ▲ 2.8 | ▲ 5.0 | 1.8 | ▲ 5.8 | ▲ 9.2 |
| 2 | ▲ 2.3 | ▲ 2.6 | ▲ 5.5 | ▲ 6.2 | 0.9 | 11.9 | ▲ 0.4 | ▲ 6.5 | ▲ 3.8 | ▲ 1.5 | 2.4 | ▲ 7.8 |
| 3 | ▲ 1.3 | 0.2 | ▲ 4.2 | ▲ 3.0 | 2.4 | 7.7 | 0.5 | ▲ 4.1 | ▲ 6.4 | 1.2 | 2.1 | ▲ 7.1 |
| 4 | ▲ 1.7 | 1.7 | ▲ 7.4 | ▲ 2.9 | ▲ 0.0 | ▲ 0.7 | ▲ 0.5 | ▲ 4.0 | ▲ 3.0 | 0.4 | ▲ 0.5 | ▲ 5.7 |
| 5 | ▲ 1.6 | 1.0 | ▲ 6.5 | ▲ 2.9 | ▲ 0.1 | 1.7 | 0.3 | ▲ 6.8 | ▲ 2.8 | ▲ 0.1 | ▲ 0.2 | ▲ 4.3 |
| 6 | ▲ 2.4 | ▲ 0.4 | ▲ 3.1 | ▲ 1.4 | ▲ 4.5 | ▲ 8.0 | 0.3 | ▲ 5.8 | 1.5 | ▲ 0.4 | ▲ 4.1 | ▲ 6.4 |
| 7 | ▲ 1.6 | 0.6 | 2.6 | 0.7 | ▲ 0.5 | ▲ 3.0 | 0.9 | ▲ 5.3 | ▲ 9.5 | 0.9 | 1.7 | ▲ 4.4 |
| 8 | ▲ 0.9 | 1.8 | ▲ 0.4 | 0.5 | ▲ 1.9 | ▲ 0.6 | 2.8 | ▲ 3.6 | ▲ 0.9 | 0.9 | ▲ 1.6 | ▲ 5.4 |
| 9 | ▲ 0.1 | 3.2 | 0.7 | 1.0 | ▲ 0.3 | ▲ 1.1 | 5.5 | ▲ 1.5 | ▲ 0.5 | ▲ 0.1 | ▲ 2.7 | ▲ 3.6 |
| 10 | 2.1 | 4.3 | 2.9 | 4.2 | 2.7 | ▲ 1.2 | 7.1 | 0.6 | 1.8 | 1.2 | 2.3 | ▲ 3.1 |
| 11 | 0.7 | 5.1 | 0.6 | 3.8 | ▲ 0.3 | ▲ 8.0 | 1.8 | ▲ 0.3 | 3.8 | ▲ 0.5 | 1.3 | ▲ 4.1 |
| 12 | 2.9 | 6.9 | 2.6 | 4.7 | 2.0 | ▲ 3.5 | 4.4 | 1.1 | 4.1 | 1.7 | 4.0 | ▲ 0.1 |
| 平22.1 | 6.2 | 6.1 | 1.1 | 4.7 | 0.2 | ▲ 0.8 | 2.6 | 3.8 | 5.0 | ▲ 0.5 | 4.0 | ▲ 0.3 |
| 2 | 7.0 | 6.2 | 2.5 | 6.2 | 2.5 | ▲ 4.1 | 3.0 | 5.4 | 3.7 | 0.1 | 6.1 | ▲ 1.1 |
| 3 | | | | | | | | | | | | |
| 4 | | | | | | | | | | | | |
| 5 | | | | | | | | | | | | |
| 6 | | | | | | | | | | | | |
| 7 | | | | | | | | | | | | |
| 8 | | | | | | | | | | | | |
| 9 | | | | | | | | | | | | |
| 10 | | | | | | | | | | | | |
| 11 | | | | | | | | | | | | |
| 12 | | | | | | | | | | | | |

表3 加工食品小売価格指数の推移

単位 前年同月比:%

| 区分 年月 | 前年同月比:% | | | | | | | | | | | |
|----------|---------|-------|-------|-------|--------------|--------------|-------|-------------|-------|-------|-------|-------|
| | 計 | 畜産加工品 | 水産加工品 | 農産加工品 | 製穀粉・ 同加工品 | 食用油・ 同加工品 | 調味料 | 大豆・ 同加工品 | 飲料 | 菓子 | 調理食品 | 酒類 |
| 平. 14 | 102.9 | 103.4 | 103.2 | 103.2 | 103.7 | 99.0 | 102.4 | 102.8 | 102.6 | 98.5 | 102.8 | 107.6 |
| 15 | 102.0 | 102.5 | 101.6 | 101.8 | 102.4 | 100.1 | 100.9 | 102.5 | 102.1 | 98.8 | 102.0 | 105.0 |
| 16 | 100.9 | 101.1 | 100.4 | 100.9 | 102.1 | 101.7 | 100.9 | 102.0 | 101.1 | 98.9 | 100.9 | 101.4 |
| 17 | 100.0 | 100.0 | 100.0 | 100.0 | 100.0 | 100.0 | 100.0 | 100.0 | 100.0 | 100.0 | 100.0 | 100.0 |
| 18 | 99.7 | 99.2 | 99.7 | 99.0 | 98.6 | 97.3 | 100.2 | 100.2 | 100.0 | 99.8 | 99.3 | 101.2 |
| 19 | 100.4 | 99.2 | 100.3 | 100.0 | 98.8 | 99.0 | 101.1 | 102.1 | 101.0 | 100.0 | 99.6 | 103.4 |
| 20 | 102.7 | 101.5 | 102.1 | 103.0 | 107.5 | 109.1 | 103.6 | 102.5 | 100.3 | 101.4 | 101.2 | 103.5 |
| 21 | 101.6 | 102.4 | 101.1 | 102.6 | 105.4 | 103.6 | 103.5 | 98.3 | 98.6 | 100.6 | 99.7 | 102.7 |
| 平21.1 | 103.2 | 102.7 | 102.7 | 105.3 | 107.9 | 113.1 | 105.3 | 101.0 | 99.2 | 103.6 | 102.2 | 101.4 |
| 2 | 102.0 | 101.9 | 100.0 | 103.3 | 106.7 | 110.4 | 104.2 | 100.0 | 99.0 | 103.6 | 100.5 | 99.3 |
| 3 | 101.4 | 101.6 | 98.7 | 102.6 | 105.9 | 107.8 | 103.2 | 98.8 | 99.3 | 101.9 | 99.7 | 100.3 |
| 4 | 100.3 | 101.4 | 97.6 | 101.3 | 106.3 | 106.5 | 103.0 | 98.8 | 97.7 | 97.8 | 98.0 | 100.7 |
| 5 | 100.7 | 101.9 | 97.4 | 101.3 | 106.5 | 105.8 | 104.7 | 98.9 | 98.4 | 98.1 | 97.9 | 101.6 |
| 6 | 100.3 | 100.7 | 96.5 | 101.4 | 105.9 | 103.0 | 105.6 | 98.5 | 98.9 | 97.1 | 97.1 | 101.5 |
| 7 | 100.2 | 101.0 | 96.3 | 100.5 | 106.2 | 104.3 | 103.5 | 98.9 | 98.3 | 97.4 | 97.6 | 101.3 |
| 8 | 101.5 | 101.5 | 98.2 | 101.1 | 106.5 | 102.3 | 102.9 | 98.6 | 99.4 | 101.3 | 97.9 | 104.3 |
| 9 | 99.4 | 100.3 | 96.3 | 100.4 | 103.8 | 100.7 | 101.6 | 98.0 | 98.1 | 97.7 | 98.1 | 98.9 |
| 10 | 99.3 | 100.1 | 96.5 | 100.8 | 103.0 | 99.3 | 101.7 | 96.6 | 97.7 | 97.9 | 98.9 | 99.2 |
| 11 | 100.2 | 100.1 | 97.2 | 101.6 | 102.6 | 98.6 | 102.5 | 95.8 | 98.2 | 99.1 | 99.3 | 102.7 |
| 12 | 106.7 | 104.7 | 121.7 | 107.2 | 104.3 | 97.3 | 103.4 | 96.4 | 100.3 | 108.4 | 107.4 | 111.4 |
| 平22.1 | 100.5 | 100.6 | 98.5 | 102.9 | 103.3 | 97.1 | 102.5 | 96.3 | 97.1 | 101.5 | 99.3 | 101.8 |
| 2 | 99.4 | 99.6 | 96.1 | 100.5 | 102.4 | 96.4 | 101.7 | 96.1 | 96.8 | 101.3 | 98.2 | 99.2 |
| 3 | | | | | | | | | | | | |
| 4 | | | | | | | | | | | | |
| 5 | | | | | | | | | | | | |
| 6 | | | | | | | | | | | | |
| 7 | | | | | | | | | | | | |
| 8 | | | | | | | | | | | | |
| 9 | | | | | | | | | | | | |
| 10 | | | | | | | | | | | | |
| 11 | | | | | | | | | | | | |
| 12 | | | | | | | | | | | | |
| 前年同月比 | | | | | | | | | | | | |
| 平. 14 | | | | | | | | | | | | |
| 15 | ▲ 1.0 | ▲ 0.8 | ▲ 1.6 | ▲ 1.4 | ▲ 1.3 | 1.1 | ▲ 1.5 | ▲ 0.3 | ▲ 0.4 | 0.4 | ▲ 0.8 | ▲ 2.4 |
| 16 | ▲ 1.0 | ▲ 1.3 | ▲ 1.2 | ▲ 0.9 | ▲ 0.3 | 1.6 | 0.0 | ▲ 0.5 | ▲ 1.0 | 0.1 | ▲ 1.1 | ▲ 3.4 |
| 17 | ▲ 0.9 | ▲ 1.1 | ▲ 0.4 | ▲ 0.9 | ▲ 2.1 | ▲ 1.7 | ▲ 0.9 | ▲ 2.0 | ▲ 1.1 | 1.1 | ▲ 0.9 | ▲ 1.4 |
| 18 | ▲ 0.3 | ▲ 0.8 | ▲ 0.3 | ▲ 1.0 | ▲ 1.4 | ▲ 2.7 | 0.2 | 0.2 | ▲ 0.0 | ▲ 0.2 | ▲ 0.7 | 1.2 |
| 19 | 0.7 | ▲ 0.0 | 0.6 | 1.0 | 0.2 | 1.7 | 0.9 | 1.9 | 1.0 | 0.1 | 0.4 | 2.2 |
| 20 | 2.3 | 2.3 | 1.8 | 3.1 | 8.8 | 10.3 | 2.5 | 0.3 | ▲ 0.7 | 1.4 | 1.6 | 0.1 |
| 21 | ▲ 1.0 | 0.9 | ▲ 1.0 | ▲ 0.5 | ▲ 1.9 | ▲ 5.1 | ▲ 0.2 | ▲ 4.1 | ▲ 1.8 | ▲ 0.7 | ▲ 1.5 | ▲ 0.7 |
| 平21.1 | 1.2 | 3.4 | 2.7 | 2.8 | 3.0 | 10.7 | 3.4 | ▲ 0.0 | ▲ 1.9 | 1.7 | 0.6 | ▲ 2.6 |
| 2 | 0.3 | 2.5 | 1.2 | 0.8 | 0.9 | 8.0 | 3.1 | ▲ 1.3 | ▲ 2.0 | 0.2 | ▲ 0.6 | ▲ 2.1 |
| 3 | 0.0 | 1.9 | 1.1 | 1.0 | 1.1 | 5.1 | 2.8 | ▲ 2.4 | ▲ 1.3 | 0.1 | ▲ 0.8 | ▲ 2.9 |
| 4 | ▲ 0.8 | 0.3 | ▲ 0.0 | ▲ 0.2 | 0.7 | 0.8 | 1.4 | ▲ 3.9 | ▲ 2.2 | ▲ 0.2 | ▲ 1.3 | ▲ 2.9 |
| 5 | ▲ 1.2 | ▲ 0.1 | ▲ 0.7 | ▲ 0.3 | ▲ 1.1 | ▲ 2.5 | 0.8 | ▲ 4.8 | ▲ 1.8 | ▲ 0.1 | ▲ 1.7 | ▲ 2.8 |
| 6 | ▲ 1.2 | ▲ 0.5 | ▲ 0.9 | ▲ 0.4 | ▲ 2.7 | ▲ 5.0 | ▲ 0.2 | ▲ 4.8 | ▲ 1.7 | ▲ 0.8 | ▲ 1.7 | 0.1 |
| 7 | ▲ 1.8 | ▲ 0.5 | ▲ 1.9 | ▲ 1.9 | ▲ 3.8 | ▲ 6.5 | ▲ 1.5 | ▲ 4.7 | ▲ 2.5 | ▲ 0.9 | ▲ 1.5 | ▲ 0.0 |
| 8 | ▲ 2.2 | ▲ 1.4 | ▲ 3.1 | ▲ 1.7 | ▲ 4.4 | ▲ 9.7 | ▲ 2.3 | ▲ 5.7 | ▲ 2.0 | ▲ 1.3 | ▲ 2.9 | 0.7 |
| 9 | ▲ 2.2 | ▲ 1.5 | ▲ 3.8 | ▲ 1.0 | ▲ 3.6 | ▲ 11.9 | ▲ 2.2 | ▲ 5.1 | ▲ 1.5 | ▲ 2.3 | ▲ 2.2 | 0.2 |
| 10 | ▲ 2.2 | ▲ 1.1 | ▲ 4.2 | ▲ 1.6 | ▲ 3.7 | ▲ 13.5 | ▲ 2.3 | ▲ 5.0 | ▲ 1.2 | ▲ 1.7 | ▲ 2.4 | ▲ 0.2 |
| 11 | ▲ 2.4 | ▲ 1.4 | ▲ 4.4 | ▲ 2.1 | ▲ 3.8 | ▲ 13.6 | ▲ 2.1 | ▲ 5.3 | ▲ 1.2 | ▲ 2.2 | ▲ 2.8 | ▲ 0.3 |
| 12 | ▲ 2.1 | ▲ 1.4 | ▲ 1.9 | ▲ 1.8 | ▲ 3.9 | ▲ 13.9 | ▲ 2.5 | ▲ 4.7 | ▲ 1.9 | ▲ 1.6 | ▲ 2.1 | 0.1 |
| 平22.1 | ▲ 2.6 | ▲ 2.0 | ▲ 4.1 | ▲ 2.3 | ▲ 4.3 | ▲ 14.2 | ▲ 2.7 | ▲ 4.6 | ▲ 2.1 | ▲ 2.0 | ▲ 2.8 | 0.4 |
| 2 | ▲ 2.6 | ▲ 2.2 | ▲ 4.0 | ▲ 2.6 | ▲ 4.0 | ▲ 12.7 | ▲ 2.4 | ▲ 3.9 | ▲ 2.2 | ▲ 2.2 | ▲ 2.3 | ▲ 0.1 |
| 3 | | | | | | | | | | | | |
| 4 | | | | | | | | | | | | |
| 5 | | | | | | | | | | | | |
| 6 | | | | | | | | | | | | |
| 7 | | | | | | | | | | | | |
| 8 | | | | | | | | | | | | |
| 9 | | | | | | | | | | | | |
| 10 | | | | | | | | | | | | |
| 11 | | | | | | | | | | | | |
| 12 | | | | | | | | | | | | |

表4 加工食品品目別販売額及び小売価格の推移

| 区分 年月 | 畜産 | | | | | | | | | | | |
|----------|--------|-------|-------|--------|---------|--------|-------|--------|--------|--------|--------|-------|
| | ハム | ベーコン | ソーセージ | 焼き豚 | その他加工肉類 | 畜産缶詰 | 畜産珍味 | 牛乳 | 乳飲料 | はっ酵乳 | 乳酸菌飲料 | |
| 千人当たり販売額 | | | | | | | | | | | | |
| 平. 14 | 94,293 | 8,678 | 3,502 | 15,330 | 1,301 | 1,748 | 368 | 280 | 20,122 | 3,611 | 20,371 | 4,105 |
| 15 | 91,521 | 8,137 | 3,174 | 14,703 | 1,237 | 1,750 | 403 | 265 | 20,164 | 3,058 | 19,227 | 4,178 |
| 16 | 86,042 | 7,331 | 2,955 | 13,931 | 1,296 | 1,532 | 372 | 246 | 19,406 | 2,799 | 18,093 | 3,937 |
| 17 | 86,271 | 7,264 | 2,963 | 13,853 | 1,281 | 1,846 | 351 | 249 | 19,436 | 2,749 | 18,004 | 3,765 |
| 18 | 86,551 | 7,095 | 3,305 | 14,284 | 1,273 | 2,113 | 324 | 219 | 18,545 | 2,566 | 18,463 | 3,886 |
| 19 | 86,563 | 7,182 | 3,439 | 14,314 | 1,161 | 2,274 | 316 | 225 | 17,012 | 2,862 | 18,363 | 4,670 |
| 20 | 84,863 | 7,265 | 3,594 | 14,679 | 1,107 | 2,021 | 355 | 184 | 16,066 | 2,702 | 17,640 | 4,397 |
| 21 | 86,220 | 7,294 | 3,586 | 14,718 | 1,137 | 1,980 | 369 | 161 | 16,161 | 2,966 | 18,203 | 4,057 |
| 平22.1 | 87,632 | 6,183 | 3,466 | 14,541 | 1,065 | 2,417 | 353 | 164 | 17,205 | 2,950 | 18,922 | 3,970 |
| 2 | 89,129 | 6,485 | 3,690 | 14,696 | 1,038 | 2,085 | 377 | 149 | 17,027 | 2,836 | 19,129 | 3,987 |
| 3 | | | | | | | | | | | | |
| 4 | | | | | | | | | | | | |
| 5 | | | | | | | | | | | | |
| 6 | | | | | | | | | | | | |
| 7 | | | | | | | | | | | | |
| 8 | | | | | | | | | | | | |
| 9 | | | | | | | | | | | | |
| 10 | | | | | | | | | | | | |
| 11 | | | | | | | | | | | | |
| 12 | | | | | | | | | | | | |
| 前年同月比 | | | | | | | | | | | | |
| 平. 14 | | | | | | | | | | | | |
| 15 | ▲ 2.9 | ▲ 6.2 | ▲ 9.3 | ▲ 4.1 | ▲ 4.9 | 0.1 | 9.4 | ▲ 5.3 | 0.2 | ▲ 15.3 | ▲ 5.6 | 1.8 |
| 16 | ▲ 6.0 | ▲ 9.9 | ▲ 6.9 | ▲ 5.3 | 4.7 | ▲ 12.5 | ▲ 7.6 | ▲ 7.1 | ▲ 3.8 | ▲ 8.5 | ▲ 5.9 | ▲ 5.8 |
| 17 | 0.3 | ▲ 0.9 | 0.3 | ▲ 0.6 | ▲ 1.1 | 20.6 | ▲ 5.8 | 1.1 | 0.2 | ▲ 1.8 | ▲ 0.5 | ▲ 4.4 |
| 18 | 0.3 | ▲ 2.3 | 11.5 | 3.1 | ▲ 0.6 | 14.4 | ▲ 7.7 | ▲ 11.7 | ▲ 4.6 | ▲ 6.7 | 2.5 | 3.2 |
| 19 | 0.0 | 1.2 | 4.1 | 0.2 | ▲ 8.8 | 7.6 | ▲ 2.5 | 2.5 | ▲ 8.3 | 11.5 | ▲ 0.5 | 20.2 |
| 20 | ▲ 2.0 | 1.2 | 4.5 | 2.5 | ▲ 4.7 | ▲ 11.1 | 12.6 | ▲ 18.1 | ▲ 5.6 | ▲ 5.6 | ▲ 3.9 | ▲ 5.8 |
| 21 | 1.6 | 0.4 | ▲ 0.2 | 0.3 | 2.8 | ▲ 2.0 | 3.7 | ▲ 12.3 | 0.6 | 9.8 | 3.2 | ▲ 7.7 |
| 平22.1 | 6.1 | 1.3 | ▲ 3.4 | 3.9 | 9.0 | 6.5 | 5.3 | ▲ 15.3 | 8.8 | 21.9 | 11.3 | ▲ 3.5 |
| 2 | 6.2 | ▲ 1.9 | ▲ 4.6 | 2.7 | 11.0 | 8.0 | 11.6 | ▲ 11.5 | 10.0 | 14.5 | 10.2 | ▲ 0.5 |
| 3 | | | | | | | | | | | | |
| 4 | | | | | | | | | | | | |
| 5 | | | | | | | | | | | | |
| 6 | | | | | | | | | | | | |
| 7 | | | | | | | | | | | | |
| 8 | | | | | | | | | | | | |
| 9 | | | | | | | | | | | | |
| 10 | | | | | | | | | | | | |
| 11 | | | | | | | | | | | | |
| 12 | | | | | | | | | | | | |
| 小売価格 | | | | | | | | | | | | |
| 平. 14 | — | 287 | 264 | 307 | 385 | 434 | 138 | 97 | 162 | 144 | 133 | 146 |
| 15 | — | 287 | 261 | 301 | 379 | 412 | 140 | 96 | 163 | 141 | 132 | 144 |
| 16 | — | 279 | 258 | 291 | 375 | 399 | 144 | 84 | 162 | 137 | 132 | 145 |
| 17 | — | 273 | 254 | 286 | 356 | 377 | 144 | 98 | 161 | 134 | 133 | 146 |
| 18 | — | 270 | 256 | 282 | 340 | 407 | 149 | 112 | 159 | 132 | 132 | 146 |
| 19 | — | 269 | 259 | 280 | 350 | 381 | 162 | 107 | 158 | 131 | 131 | 154 |
| 20 | — | 267 | 257 | 278 | 351 | 356 | 177 | 125 | 162 | 138 | 135 | 158 |
| 21 | — | 262 | 254 | 273 | 346 | 355 | 200 | 122 | 166 | 152 | 139 | 146 |
| 平22.1 | — | 262 | 255 | 271 | 332 | 348 | 194 | 127 | 165 | 134 | 132 | 158 |
| 2 | — | 253 | 255 | 270 | 313 | 348 | 193 | 123 | 164 | 133 | 131 | 157 |
| 3 | | | | | | | | | | | | |
| 4 | | | | | | | | | | | | |
| 5 | | | | | | | | | | | | |
| 6 | | | | | | | | | | | | |
| 7 | | | | | | | | | | | | |
| 8 | | | | | | | | | | | | |
| 9 | | | | | | | | | | | | |
| 10 | | | | | | | | | | | | |
| 11 | | | | | | | | | | | | |
| 12 | | | | | | | | | | | | |
| 前年同月比 | | | | | | | | | | | | |
| 平. 14 | | | | | | | | | | | | |
| 15 | — | ▲ 0.1 | ▲ 1.3 | ▲ 1.8 | ▲ 1.6 | ▲ 5.0 | 1.1 | ▲ 1.1 | 0.6 | ▲ 1.6 | ▲ 0.8 | ▲ 1.1 |
| 16 | — | ▲ 2.5 | ▲ 1.0 | ▲ 3.3 | ▲ 1.1 | ▲ 3.1 | 2.9 | ▲ 12.0 | ▲ 1.0 | ▲ 3.0 | ▲ 0.4 | 0.4 |
| 17 | — | ▲ 2.3 | ▲ 1.9 | ▲ 1.7 | ▲ 5.2 | ▲ 5.6 | 0.4 | 16.2 | ▲ 0.4 | ▲ 2.3 | 0.5 | 0.5 |
| 18 | — | ▲ 1.0 | 0.8 | ▲ 1.5 | ▲ 4.3 | 8.1 | 3.3 | 14.2 | ▲ 1.5 | ▲ 1.6 | ▲ 0.8 | 0.1 |
| 19 | — | ▲ 0.6 | 1.2 | ▲ 0.6 | 2.8 | ▲ 6.5 | 8.6 | ▲ 4.3 | ▲ 0.1 | ▲ 0.7 | ▲ 0.1 | 5.5 |
| 20 | — | ▲ 0.6 | ▲ 0.7 | ▲ 0.9 | 0.3 | ▲ 6.5 | 9.4 | 16.8 | 2.3 | 5.6 | 2.7 | 2.5 |
| 21 | — | ▲ 1.7 | ▲ 1.1 | ▲ 1.8 | ▲ 1.5 | ▲ 0.2 | 12.8 | ▲ 2.7 | 2.8 | 10.0 | 3.3 | ▲ 7.6 |
| 平22.1 | — | ▲ 1.4 | ▲ 0.6 | ▲ 1.6 | ▲ 4.2 | 3.2 | 4.5 | ▲ 5.7 | 0.7 | ▲ 5.7 | ▲ 2.0 | ▲ 1.1 |
| 2 | — | ▲ 2.0 | ▲ 0.7 | ▲ 2.1 | ▲ 4.1 | 2.3 | 0.9 | ▲ 3.4 | 0.7 | ▲ 4.2 | ▲ 1.7 | ▲ 1.8 |
| 3 | | | | | | | | | | | | |
| 4 | | | | | | | | | | | | |
| 5 | | | | | | | | | | | | |
| 6 | | | | | | | | | | | | |
| 7 | | | | | | | | | | | | |
| 8 | | | | | | | | | | | | |
| 9 | | | | | | | | | | | | |
| 10 | | | | | | | | | | | | |
| 11 | | | | | | | | | | | | |
| 12 | | | | | | | | | | | | |

単位 { 千人当たり販売額、小売価格:円
前年同月比:%

| プレミアム アイス | 工 品 | | | | | | | 水 産 加 工 品 | | | 区分 年月 | |
|--------------|-------|--------|--------|--------------|-------|---------------|------------|-----------|-------|--------|----------|-------|
| | バター | チーズ | スキムミルク | クリーム パウダー | れん乳 | フレッシュ クリーム | その他 乳製品 | ちくわ | かまぼこ | はんぺん | | |
| 2,054 | 1,706 | 7,912 | 130 | 1,492 | 246 | 1,278 | 60 | 51,114 | 4,199 | 5,831 | 752 | 平. 14 |
| 2,137 | 1,760 | 7,926 | 131 | 1,624 | 342 | 1,240 | 66 | 48,426 | 3,792 | 5,196 | 809 | 15 |
| 1,964 | 1,620 | 7,507 | 125 | 1,433 | 329 | 1,099 | 68 | 47,826 | 3,624 | 5,073 | 746 | 16 |
| 2,061 | 1,635 | 7,837 | 292 | 1,254 | 302 | 1,057 | 70 | 48,873 | 3,633 | 5,245 | 747 | 17 |
| 1,971 | 1,665 | 8,131 | 213 | 1,132 | 290 | 1,013 | 64 | 49,057 | 3,674 | 5,306 | 780 | 18 |
| 2,170 | 1,735 | 8,349 | 168 | 1,022 | 281 | 955 | 64 | 48,992 | 3,707 | 5,287 | 854 | 19 |
| 1,956 | 1,853 | 8,752 | 162 | 952 | 295 | 826 | 58 | 49,418 | 3,767 | 4,978 | 910 | 20 |
| 1,903 | 1,961 | 9,547 | 157 | 912 | 273 | 775 | 58 | 48,807 | 3,844 | 4,790 | 941 | 21 |
| 1,562 | 1,972 | 10,203 | 182 | 1,111 | 512 | 790 | 63 | 49,830 | 4,038 | 4,048 | 1,279 | 平22.1 |
| 1,212 | 3,013 | 10,674 | 188 | 1,153 | 484 | 833 | 75 | 49,941 | 4,185 | 4,202 | 1,173 | 2 |
| | | | | | | | | | | | | 3 |
| | | | | | | | | | | | | 4 |
| | | | | | | | | | | | | 5 |
| | | | | | | | | | | | | 6 |
| | | | | | | | | | | | | 7 |
| | | | | | | | | | | | | 8 |
| | | | | | | | | | | | | 9 |
| | | | | | | | | | | | | 10 |
| | | | | | | | | | | | | 11 |
| | | | | | | | | | | | | 12 |
| 4.0 | 3.2 | 0.2 | 1.3 | 8.9 | 38.7 | ▲ 3.0 | 10.4 | ▲ 5.3 | ▲ 9.7 | ▲ 10.9 | 7.7 | 平. 14 |
| ▲ 8.1 | ▲ 7.9 | ▲ 5.3 | ▲ 4.8 | ▲ 11.8 | ▲ 3.7 | ▲ 11.4 | 2.3 | ▲ 1.2 | ▲ 4.4 | ▲ 2.4 | ▲ 7.8 | 15 |
| 4.9 | 0.9 | 4.4 | 133.5 | ▲ 12.5 | ▲ 8.1 | ▲ 3.8 | 3.0 | 2.2 | 0.2 | 3.4 | 0.1 | 16 |
| ▲ 4.4 | 1.8 | 3.8 | ▲ 27.0 | ▲ 9.7 | ▲ 4.3 | ▲ 4.2 | ▲ 7.6 | 0.4 | 1.1 | 1.2 | 4.5 | 17 |
| 10.1 | 4.2 | 2.7 | ▲ 21.1 | ▲ 9.7 | ▲ 3.0 | ▲ 5.7 | ▲ 1.1 | ▲ 0.1 | 0.9 | ▲ 0.4 | 9.4 | 18 |
| ▲ 9.8 | 6.8 | 4.8 | ▲ 4.0 | ▲ 6.9 | 5.0 | ▲ 13.4 | ▲ 9.6 | 0.9 | 1.6 | ▲ 5.8 | 6.6 | 19 |
| ▲ 2.7 | 5.9 | 9.1 | ▲ 3.0 | ▲ 4.1 | ▲ 7.6 | ▲ 6.2 | 0.5 | ▲ 1.2 | 2.1 | ▲ 3.8 | 3.4 | 20 |
| ▲ 11.7 | 12.8 | 6.8 | 3.2 | ▲ 0.4 | ▲ 4.2 | ▲ 1.6 | 16.1 | 1.1 | 4.7 | 0.4 | 7.5 | 平22.1 |
| ▲ 7.2 | 19.2 | 8.3 | 1.4 | 1.7 | ▲ 2.6 | 0.0 | 1.9 | 2.5 | 9.9 | 4.6 | 10.3 | 2 |
| | | | | | | | | | | | | 3 |
| | | | | | | | | | | | | 4 |
| | | | | | | | | | | | | 5 |
| | | | | | | | | | | | | 6 |
| | | | | | | | | | | | | 7 |
| | | | | | | | | | | | | 8 |
| | | | | | | | | | | | | 9 |
| | | | | | | | | | | | | 10 |
| | | | | | | | | | | | | 11 |
| | | | | | | | | | | | | 12 |
| 277 | 238 | 197 | 301 | 319 | 179 | 159 | 262 | — | 114 | 154 | 132 | 平. 14 |
| 263 | 240 | 197 | 297 | 312 | 166 | 160 | 259 | — | 113 | 147 | 129 | 15 |
| 279 | 241 | 194 | 297 | 299 | 169 | 158 | 251 | — | 112 | 142 | 126 | 16 |
| 272 | 238 | 189 | 303 | 285 | 170 | 157 | 215 | — | 110 | 138 | 126 | 17 |
| 271 | 237 | 191 | 305 | 276 | 169 | 149 | 210 | — | 108 | 137 | 123 | 18 |
| 260 | 245 | 193 | 310 | 267 | 169 | 150 | 212 | — | 108 | 139 | 119 | 19 |
| 258 | 285 | 212 | 329 | 257 | 166 | 145 | 212 | — | 112 | 142 | 122 | 20 |
| 246 | 293 | 214 | 343 | 246 | 169 | 143 | 216 | — | 110 | 145 | 117 | 21 |
| 274 | 288 | 207 | 349 | 244 | 161 | 146 | 197 | — | 107 | 131 | 115 | 平22.1 |
| 256 | 294 | 204 | 347 | 243 | 162 | 149 | 207 | — | 105 | 121 | 116 | 2 |
| | | | | | | | | | | | | 3 |
| | | | | | | | | | | | | 4 |
| | | | | | | | | | | | | 5 |
| | | | | | | | | | | | | 6 |
| | | | | | | | | | | | | 7 |
| | | | | | | | | | | | | 8 |
| | | | | | | | | | | | | 9 |
| | | | | | | | | | | | | 10 |
| | | | | | | | | | | | | 11 |
| | | | | | | | | | | | | 12 |
| ▲ 5.0 | 0.9 | ▲ 0.3 | ▲ 1.6 | ▲ 2.4 | ▲ 7.6 | 1.0 | ▲ 1.1 | — | ▲ 0.4 | ▲ 4.4 | ▲ 2.1 | 平. 14 |
| 6.1 | 0.1 | ▲ 1.4 | 0.2 | ▲ 4.0 | 2.2 | ▲ 1.4 | ▲ 3.1 | — | ▲ 1.1 | ▲ 3.7 | ▲ 2.7 | 15 |
| ▲ 2.7 | ▲ 1.1 | ▲ 2.3 | 2.1 | ▲ 4.9 | 0.3 | ▲ 0.7 | ▲ 14.4 | — | ▲ 2.2 | ▲ 2.2 | 0.3 | 16 |
| ▲ 0.4 | ▲ 0.6 | 0.6 | 0.6 | ▲ 3.1 | ▲ 0.6 | ▲ 4.8 | ▲ 2.4 | — | ▲ 1.1 | ▲ 0.9 | ▲ 2.3 | 17 |
| ▲ 4.0 | 3.4 | 1.0 | 1.4 | ▲ 3.1 | 0.0 | 0.3 | 1.0 | — | ▲ 0.7 | 1.0 | ▲ 3.3 | 18 |
| ▲ 0.6 | 16.6 | 10.1 | 6.3 | ▲ 3.9 | ▲ 1.7 | ▲ 3.0 | ▲ 0.0 | — | 4.2 | 2.4 | 2.0 | 19 |
| ▲ 4.6 | 2.7 | 0.9 | 4.4 | ▲ 4.4 | 2.0 | ▲ 1.2 | 1.9 | — | ▲ 1.6 | 2.4 | ▲ 3.7 | 20 |
| ▲ 2.9 | ▲ 4.1 | ▲ 9.0 | 3.4 | ▲ 2.5 | ▲ 0.9 | 1.0 | ▲ 12.6 | — | ▲ 8.3 | ▲ 4.5 | ▲ 6.4 | 平22.1 |
| ▲ 5.3 | ▲ 5.7 | ▲ 9.4 | 3.2 | ▲ 3.0 | ▲ 0.6 | 0.9 | ▲ 2.4 | — | ▲ 8.9 | ▲ 6.1 | ▲ 4.8 | 2 |
| | | | | | | | | | | | | 3 |
| | | | | | | | | | | | | 4 |
| | | | | | | | | | | | | 5 |
| | | | | | | | | | | | | 6 |
| | | | | | | | | | | | | 7 |
| | | | | | | | | | | | | 8 |
| | | | | | | | | | | | | 9 |
| | | | | | | | | | | | | 10 |
| | | | | | | | | | | | | 11 |
| | | | | | | | | | | | | 12 |

| 区分 年月 | 水産加工 | | | | | | | | | | | |
|----------|-------|--------|--------|---------|---------------------|-----------|--------|----------|-------|-------|--------|--------|
| | 揚げ物 | その他練製品 | 魚肉ハム | 魚肉ソーセージ | 水産缶詰 (マグロ・カツオ以外) | マグロ・カツオ缶詰 | 冷凍水産素材 | 削り節・かつお節 | のり | わかめ | 昆布 | その他海藻類 |
| 千人当たり販売額 | | | | | | | | | | | | |
| 平. 14 | 4,572 | 1,429 | 367 | 2,242 | 2,377 | 3,307 | 664 | 2,168 | 4,250 | 1,439 | 1,523 | 823 |
| 15 | 4,611 | 1,359 | 349 | 2,046 | 2,533 | 3,236 | 505 | 2,082 | 3,856 | 1,532 | 1,358 | 804 |
| 16 | 4,781 | 1,312 | 378 | 1,934 | 2,347 | 3,060 | 635 | 1,943 | 3,587 | 1,562 | 1,261 | 810 |
| 17 | 4,982 | 1,370 | 331 | 2,029 | 2,250 | 3,043 | 688 | 1,903 | 3,590 | 1,666 | 1,220 | 797 |
| 18 | 4,994 | 1,328 | 289 | 2,075 | 2,450 | 2,958 | 743 | 1,917 | 3,552 | 1,550 | 1,260 | 765 |
| 19 | 5,155 | 1,306 | 309 | 2,305 | 2,428 | 2,914 | 789 | 1,883 | 3,419 | 1,446 | 1,173 | 785 |
| 20 | 5,337 | 1,388 | 369 | 2,771 | 2,380 | 3,037 | 790 | 1,926 | 3,213 | 1,359 | 1,144 | 740 |
| 21 | 5,333 | 1,494 | 368 | 2,533 | 2,393 | 3,021 | 737 | 1,945 | 3,062 | 1,323 | 1,171 | 661 |
| 平22.1 | 6,037 | 1,898 | 289 | 2,147 | 2,431 | 2,704 | 815 | 1,812 | 3,083 | 1,277 | 1,392 | 657 |
| 2 | 5,841 | 1,397 | 331 | 2,510 | 2,451 | 2,994 | 654 | 1,877 | 3,266 | 1,334 | 1,243 | 710 |
| 3 | | | | | | | | | | | | |
| 4 | | | | | | | | | | | | |
| 5 | | | | | | | | | | | | |
| 6 | | | | | | | | | | | | |
| 7 | | | | | | | | | | | | |
| 8 | | | | | | | | | | | | |
| 9 | | | | | | | | | | | | |
| 10 | | | | | | | | | | | | |
| 11 | | | | | | | | | | | | |
| 12 | | | | | | | | | | | | |
| 前年同月比 | | | | | | | | | | | | |
| 平. 14 | | | | | | | | | | | | |
| 15 | 0.8 | ▲ 4.9 | ▲ 4.8 | ▲ 8.8 | 6.5 | ▲ 2.1 | ▲ 24.0 | ▲ 4.0 | ▲ 9.2 | 6.5 | ▲ 10.8 | ▲ 2.4 |
| 16 | 3.7 | ▲ 3.5 | 8.2 | ▲ 5.4 | ▲ 7.3 | ▲ 5.4 | 25.7 | ▲ 6.7 | ▲ 7.0 | 1.9 | ▲ 7.2 | 0.8 |
| 17 | 4.2 | 4.5 | ▲ 12.3 | 4.9 | ▲ 4.1 | ▲ 0.5 | 8.3 | ▲ 2.1 | 0.1 | 6.6 | ▲ 3.2 | ▲ 1.6 |
| 18 | 0.2 | ▲ 3.1 | ▲ 12.9 | 2.3 | 8.9 | ▲ 2.8 | 8.0 | 0.8 | ▲ 1.1 | ▲ 6.9 | 3.3 | ▲ 4.1 |
| 19 | 3.2 | ▲ 1.6 | 7.1 | 11.1 | ▲ 0.9 | ▲ 1.5 | 6.3 | ▲ 1.8 | ▲ 3.7 | ▲ 6.7 | ▲ 6.9 | 2.6 |
| 20 | 3.5 | 6.2 | 19.3 | 20.2 | ▲ 2.0 | 4.2 | 0.0 | 2.3 | ▲ 6.0 | ▲ 6.0 | ▲ 2.5 | ▲ 5.8 |
| 21 | ▲ 0.1 | 7.6 | ▲ 0.1 | ▲ 8.6 | 0.6 | ▲ 0.5 | ▲ 6.7 | 1.0 | ▲ 4.7 | ▲ 2.6 | 2.4 | ▲ 10.6 |
| 平22.1 | ▲ 5.4 | ▲ 10.9 | ▲ 20.0 | ▲ 7.9 | 4.3 | ▲ 1.8 | ▲ 4.3 | 3.8 | 1.5 | 5.5 | 8.0 | 14.4 |
| 2 | 0.2 | ▲ 5.7 | ▲ 4.1 | ▲ 13.4 | 5.0 | ▲ 6.5 | 1.6 | 6.0 | 7.7 | 1.1 | 9.6 | 11.1 |
| 3 | | | | | | | | | | | | |
| 4 | | | | | | | | | | | | |
| 5 | | | | | | | | | | | | |
| 6 | | | | | | | | | | | | |
| 7 | | | | | | | | | | | | |
| 8 | | | | | | | | | | | | |
| 9 | | | | | | | | | | | | |
| 10 | | | | | | | | | | | | |
| 11 | | | | | | | | | | | | |
| 12 | | | | | | | | | | | | |
| 小売価格 | | | | | | | | | | | | |
| 平. 14 | 146 | 227 | 107 | 156 | 143 | 227 | 461 | 203 | 241 | 170 | 230 | 155 |
| 15 | 146 | 207 | 105 | 156 | 144 | 224 | 396 | 204 | 238 | 166 | 225 | 156 |
| 16 | 145 | 204 | 107 | 158 | 144 | 225 | 361 | 198 | 228 | 161 | 224 | 154 |
| 17 | 143 | 212 | 104 | 161 | 141 | 230 | 383 | 194 | 226 | 159 | 225 | 161 |
| 18 | 143 | 209 | 112 | 162 | 133 | 228 | 423 | 190 | 222 | 160 | 223 | 161 |
| 19 | 145 | 216 | 113 | 162 | 134 | 237 | 467 | 196 | 224 | 162 | 222 | 159 |
| 20 | 149 | 229 | 111 | 164 | 133 | 250 | 432 | 209 | 218 | 174 | 228 | 163 |
| 21 | 148 | 231 | 107 | 162 | 135 | 239 | 424 | 204 | 210 | 181 | 225 | 163 |
| 平22.1 | 144 | 192 | 105 | 156 | 135 | 239 | 414 | 206 | 210 | 183 | 215 | 165 |
| 2 | 145 | 180 | 104 | 156 | 134 | 234 | 329 | 203 | 207 | 180 | 215 | 161 |
| 3 | | | | | | | | | | | | |
| 4 | | | | | | | | | | | | |
| 5 | | | | | | | | | | | | |
| 6 | | | | | | | | | | | | |
| 7 | | | | | | | | | | | | |
| 8 | | | | | | | | | | | | |
| 9 | | | | | | | | | | | | |
| 10 | | | | | | | | | | | | |
| 11 | | | | | | | | | | | | |
| 12 | | | | | | | | | | | | |
| 前年同月比 | | | | | | | | | | | | |
| 平. 14 | | | | | | | | | | | | |
| 15 | 0.3 | ▲ 8.7 | ▲ 1.9 | ▲ 0.2 | 0.4 | ▲ 1.4 | ▲ 14.1 | 0.5 | ▲ 1.5 | ▲ 2.7 | ▲ 2.3 | 0.3 |
| 16 | ▲ 0.8 | ▲ 1.9 | 1.9 | 1.5 | ▲ 0.1 | 0.5 | ▲ 8.9 | ▲ 2.9 | ▲ 4.1 | ▲ 2.7 | ▲ 0.6 | ▲ 0.9 |
| 17 | ▲ 1.3 | 3.9 | ▲ 3.3 | 2.1 | ▲ 2.1 | 2.0 | 6.1 | ▲ 1.9 | ▲ 1.0 | ▲ 1.4 | 0.6 | 4.4 |
| 18 | ▲ 0.3 | ▲ 1.0 | 8.2 | 0.6 | ▲ 5.3 | ▲ 0.6 | 10.5 | ▲ 2.2 | ▲ 1.5 | 0.6 | ▲ 0.8 | 0.0 |
| 19 | 1.6 | 3.2 | 0.5 | ▲ 0.5 | 0.3 | 3.6 | 10.5 | 3.1 | 0.5 | 1.2 | ▲ 0.7 | ▲ 1.1 |
| 20 | 3.0 | 6.2 | ▲ 1.4 | 1.4 | ▲ 0.1 | 5.6 | ▲ 7.7 | 6.7 | ▲ 2.7 | 7.3 | 2.9 | 2.5 |
| 21 | ▲ 0.6 | 0.6 | ▲ 4.1 | ▲ 1.3 | 1.3 | ▲ 4.6 | ▲ 1.8 | ▲ 2.2 | ▲ 3.5 | 4.1 | ▲ 1.6 | ▲ 0.1 |
| 平22.1 | ▲ 4.9 | ▲ 8.2 | ▲ 4.8 | ▲ 3.6 | ▲ 4.4 | ▲ 4.9 | ▲ 8.5 | ▲ 4.8 | ▲ 2.3 | ▲ 1.3 | ▲ 3.0 | ▲ 5.8 |
| 2 | ▲ 3.6 | ▲ 7.5 | ▲ 5.5 | ▲ 4.5 | ▲ 2.4 | ▲ 4.6 | ▲ 12.5 | ▲ 3.9 | ▲ 2.1 | ▲ 2.0 | ▲ 3.8 | ▲ 4.8 |
| 3 | | | | | | | | | | | | |
| 4 | | | | | | | | | | | | |
| 5 | | | | | | | | | | | | |
| 6 | | | | | | | | | | | | |
| 7 | | | | | | | | | | | | |
| 8 | | | | | | | | | | | | |
| 9 | | | | | | | | | | | | |
| 10 | | | | | | | | | | | | |
| 11 | | | | | | | | | | | | |
| 12 | | | | | | | | | | | | |

単位 { 千人当たり販売額、小売価格：円
前年同月比：% }

| 品 | (つづき) | | | | 農 産 加 工 品 | | | | | | | 区分 |
|-------|-------|-------|-------------|-------|-----------|--------|-------|---------------|----------------|------------|-------|-------|
| | 煮 干 | 佃 煮 | その他 加工水産 | 水産加工品 | 水産珍味 | 漬 物 | 野菜缶詰 | 果実・デザ- ト缶詰 | ジャム・ マーマレード | 冷凍農産 素材 | ケチャップ | |
| 731 | 3,831 | 7,187 | 25 | 3,398 | 40,212 | 18,254 | 2,025 | 1,842 | 1,972 | 3,463 | 1,475 | 平. 14 |
| 688 | 3,811 | 6,713 | 19 | 3,127 | 38,075 | 16,928 | 2,112 | 1,692 | 2,050 | 2,844 | 1,419 | 15 |
| 626 | 3,788 | 7,168 | 20 | 3,172 | 37,430 | 16,669 | 1,997 | 1,531 | 1,898 | 2,930 | 1,330 | 16 |
| 637 | 3,870 | 7,802 | 15 | 3,054 | 36,513 | 16,232 | 1,824 | 1,433 | 1,858 | 2,947 | 1,288 | 17 |
| 652 | 3,885 | 7,925 | 14 | 2,941 | 35,641 | 15,807 | 1,747 | 1,316 | 1,833 | 3,008 | 1,287 | 18 |
| 673 | 3,912 | 7,800 | 10 | 2,835 | 34,958 | 15,794 | 1,667 | 1,287 | 1,885 | 2,720 | 1,328 | 19 |
| 624 | 3,688 | 8,328 | 13 | 2,658 | 33,722 | 15,314 | 1,630 | 1,102 | 1,956 | 2,220 | 1,376 | 20 |
| 564 | 3,743 | 8,140 | 24 | 2,718 | 33,577 | 14,752 | 1,673 | 1,113 | 1,934 | 2,274 | 1,310 | 21 |
| 565 | 4,028 | 8,509 | 27 | 2,793 | 38,624 | 15,210 | 2,454 | 903 | 1,981 | 2,166 | 1,295 | 平22.1 |
| 579 | 4,399 | 8,188 | 28 | 2,578 | 37,518 | 15,860 | 1,905 | 1,011 | 2,217 | 2,132 | 1,396 | 2 |
| | | | | | | | | | | | | 3 |
| | | | | | | | | | | | | 4 |
| | | | | | | | | | | | | 5 |
| | | | | | | | | | | | | 6 |
| | | | | | | | | | | | | 7 |
| | | | | | | | | | | | | 8 |
| | | | | | | | | | | | | 9 |
| | | | | | | | | | | | | 10 |
| | | | | | | | | | | | | 11 |
| | | | | | | | | | | | | 12 |
| ▲ 5.9 | ▲ 0.5 | ▲ 6.6 | ▲ 24.6 | ▲ 8.0 | ▲ 5.3 | ▲ 7.3 | 4.3 | ▲ 8.1 | 4.0 | ▲ 17.9 | ▲ 3.8 | 平. 14 |
| ▲ 9.0 | ▲ 0.6 | 6.8 | 6.0 | 1.4 | ▲ 1.7 | ▲ 1.5 | ▲ 5.4 | ▲ 9.5 | ▲ 7.4 | 3.0 | ▲ 6.3 | 15 |
| 1.9 | 2.2 | 8.8 | ▲ 24.9 | ▲ 3.7 | ▲ 2.5 | ▲ 2.6 | ▲ 8.7 | ▲ 6.4 | ▲ 2.1 | 0.6 | ▲ 3.1 | 16 |
| 2.3 | 0.4 | 1.6 | ▲ 3.4 | ▲ 3.7 | ▲ 2.4 | ▲ 2.6 | ▲ 4.2 | ▲ 8.2 | ▲ 1.4 | 2.1 | ▲ 0.1 | 17 |
| 3.3 | 0.7 | ▲ 1.6 | ▲ 29.3 | ▲ 3.6 | ▲ 1.9 | ▲ 0.1 | ▲ 4.6 | ▲ 2.2 | 2.8 | ▲ 9.6 | 3.2 | 18 |
| ▲ 7.3 | ▲ 5.7 | 6.8 | 26.6 | ▲ 6.2 | ▲ 3.5 | ▲ 3.0 | ▲ 2.2 | ▲ 14.4 | 3.8 | ▲ 18.4 | 3.6 | 19 |
| ▲ 9.7 | 1.5 | ▲ 2.3 | 86.2 | 2.2 | ▲ 0.4 | ▲ 3.7 | 2.6 | 1.0 | ▲ 1.1 | 2.5 | ▲ 4.8 | 20 |
| 0.6 | 11.6 | 2.7 | 47.2 | 2.1 | 4.7 | 2.1 | 8.7 | 0.9 | 6.4 | 10.0 | 0.1 | 平22.1 |
| ▲ 0.2 | 14.2 | ▲ 0.9 | 30.6 | 4.6 | 6.2 | 4.9 | 13.2 | 3.3 | 8.4 | 10.5 | ▲ 2.4 | 2 |
| | | | | | | | | | | | | 3 |
| | | | | | | | | | | | | 4 |
| | | | | | | | | | | | | 5 |
| | | | | | | | | | | | | 6 |
| | | | | | | | | | | | | 7 |
| | | | | | | | | | | | | 8 |
| | | | | | | | | | | | | 9 |
| | | | | | | | | | | | | 10 |
| | | | | | | | | | | | | 11 |
| | | | | | | | | | | | | 12 |
| 339 | 197 | 271 | 263 | 159 | — | 212 | 128 | 123 | 201 | 169 | 180 | 平. 14 |
| 338 | 196 | 269 | 256 | 157 | — | 206 | 128 | 124 | 200 | 171 | 175 | 15 |
| 332 | 196 | 272 | 254 | 156 | — | 203 | 126 | 120 | 199 | 170 | 172 | 16 |
| 332 | 198 | 268 | 299 | 157 | — | 201 | 124 | 121 | 197 | 170 | 172 | 17 |
| 328 | 195 | 275 | 295 | 157 | — | 200 | 124 | 120 | 191 | 168 | 168 | 18 |
| 329 | 195 | 271 | 320 | 157 | — | 202 | 127 | 122 | 194 | 167 | 170 | 19 |
| 327 | 198 | 271 | 273 | 155 | — | 204 | 137 | 134 | 196 | 174 | 166 | 20 |
| 324 | 191 | 270 | 171 | 155 | — | 201 | 141 | 134 | 195 | 171 | 166 | 21 |
| 320 | 187 | 265 | 181 | 159 | — | 199 | 144 | 133 | 190 | 171 | 168 | 平22.1 |
| 319 | 184 | 260 | 175 | 151 | — | 199 | 135 | 129 | 189 | 169 | 165 | 2 |
| | | | | | | | | | | | | 3 |
| | | | | | | | | | | | | 4 |
| | | | | | | | | | | | | 5 |
| | | | | | | | | | | | | 6 |
| | | | | | | | | | | | | 7 |
| | | | | | | | | | | | | 8 |
| | | | | | | | | | | | | 9 |
| | | | | | | | | | | | | 10 |
| | | | | | | | | | | | | 11 |
| | | | | | | | | | | | | 12 |
| ▲ 0.3 | ▲ 0.3 | ▲ 0.9 | ▲ 2.7 | ▲ 1.1 | — | ▲ 2.6 | 0.0 | 0.9 | ▲ 0.7 | 0.9 | ▲ 2.6 | 平. 14 |
| ▲ 2.0 | ▲ 0.2 | 1.1 | ▲ 0.5 | ▲ 0.8 | — | ▲ 1.6 | ▲ 2.0 | ▲ 2.8 | ▲ 0.5 | ▲ 0.6 | ▲ 1.6 | 15 |
| 0.0 | 1.5 | ▲ 1.2 | 17.7 | 1.0 | — | ▲ 1.0 | ▲ 1.2 | 0.8 | ▲ 0.7 | ▲ 0.0 | ▲ 0.1 | 16 |
| ▲ 1.2 | ▲ 1.8 | 2.4 | ▲ 1.3 | ▲ 0.4 | — | ▲ 0.6 | ▲ 0.3 | ▲ 1.5 | ▲ 3.1 | ▲ 1.2 | ▲ 2.2 | 17 |
| 0.4 | 0.1 | ▲ 1.3 | 8.5 | 0.2 | — | 0.9 | 2.3 | 2.2 | 1.6 | ▲ 0.1 | 0.8 | 18 |
| ▲ 0.6 | 1.5 | 0.1 | ▲ 14.9 | ▲ 1.0 | — | 1.4 | 8.1 | 9.8 | 1.0 | 3.9 | ▲ 2.5 | 19 |
| ▲ 1.0 | ▲ 3.6 | ▲ 0.6 | ▲ 37.3 | ▲ 0.5 | — | ▲ 1.8 | 2.8 | ▲ 0.3 | ▲ 0.8 | ▲ 1.9 | 0.3 | 20 |
| ▲ 2.6 | ▲ 4.0 | ▲ 3.0 | 6.0 | 0.7 | — | ▲ 2.6 | ▲ 4.3 | ▲ 4.2 | ▲ 3.5 | ▲ 0.7 | ▲ 0.4 | 平22.1 |
| ▲ 2.5 | ▲ 4.2 | ▲ 2.3 | 5.2 | 1.5 | — | ▲ 2.1 | ▲ 5.1 | ▲ 5.8 | ▲ 4.4 | ▲ 0.6 | ▲ 0.3 | 2 |
| | | | | | | | | | | | | 3 |
| | | | | | | | | | | | | 4 |
| | | | | | | | | | | | | 5 |
| | | | | | | | | | | | | 6 |
| | | | | | | | | | | | | 7 |
| | | | | | | | | | | | | 8 |
| | | | | | | | | | | | | 9 |
| | | | | | | | | | | | | 10 |
| | | | | | | | | | | | | 11 |
| | | | | | | | | | | | | 12 |

| 区分 年月 | 農 産 加 工 品 (つづき) | | | | | | | 製 穀 | | | | |
|----------|-----------------|--------|-------|--------|--------|-------------|--------|--------|-------|-------|--------|--------|
| | 農産加工品 | コンニャク | ゴマ | 豆類 | 干し椎茸 | その他 農産乾物 | 農産珍味 | | 小麦粉 | 天ぷら粉 | プレミックス | 米粉 |
| 千人当たり販売額 | | | | | | | | | | | | |
| 平. 14 | 16 | 3,083 | 929 | 677 | 614 | 2,610 | 3,251 | 84,705 | 910 | 486 | 1,304 | 355 |
| 15 | 17 | 2,772 | 894 | 685 | 509 | 2,629 | 3,523 | 86,210 | 911 | 455 | 1,333 | 320 |
| 16 | 24 | 2,781 | 851 | 858 | 513 | 2,620 | 3,429 | 85,529 | 892 | 440 | 1,266 | 329 |
| 17 | 27 | 2,922 | 944 | 732 | 535 | 2,474 | 3,297 | 83,703 | 824 | 412 | 1,160 | 324 |
| 18 | 32 | 2,918 | 920 | 628 | 514 | 2,390 | 3,241 | 82,222 | 796 | 404 | 1,215 | 307 |
| 19 | 22 | 2,914 | 913 | 584 | 518 | 2,210 | 3,114 | 83,183 | 810 | 404 | 1,246 | 314 |
| 20 | 19 | 3,113 | 974 | 585 | 460 | 2,231 | 2,742 | 86,865 | 946 | 450 | 1,389 | 292 |
| 21 | 19 | 3,180 | 1,052 | 574 | 405 | 2,220 | 3,072 | 87,395 | 1,052 | 468 | 1,521 | 273 |
| 平22.1 | 28 | 4,058 | 910 | 821 | 394 | 2,764 | 5,641 | 90,473 | 1,056 | 341 | 1,954 | 224 |
| 2 | 27 | 3,688 | 1,054 | 524 | 427 | 2,608 | 4,669 | 91,362 | 1,301 | 391 | 2,071 | 215 |
| 3 | | | | | | | | | | | | |
| 4 | | | | | | | | | | | | |
| 5 | | | | | | | | | | | | |
| 6 | | | | | | | | | | | | |
| 7 | | | | | | | | | | | | |
| 8 | | | | | | | | | | | | |
| 9 | | | | | | | | | | | | |
| 10 | | | | | | | | | | | | |
| 11 | | | | | | | | | | | | |
| 12 | | | | | | | | | | | | |
| 前年同月比 | | | | | | | | | | | | |
| 平. 14 | | | | | | | | | | | | |
| 15 | 8.7 | ▲ 10.1 | ▲ 3.7 | 1.2 | ▲ 17.1 | 0.7 | 8.3 | 1.8 | 0.0 | ▲ 6.5 | 2.2 | ▲ 9.7 |
| 16 | 37.1 | 0.3 | ▲ 4.9 | 25.1 | 0.8 | ▲ 0.4 | ▲ 2.7 | ▲ 0.8 | ▲ 2.1 | ▲ 3.4 | ▲ 5.1 | 2.6 |
| 17 | 13.2 | 5.1 | 11.0 | ▲ 14.6 | 4.3 | ▲ 5.6 | ▲ 3.9 | ▲ 2.1 | ▲ 7.6 | ▲ 6.3 | ▲ 8.3 | ▲ 1.4 |
| 18 | 19.6 | ▲ 0.2 | ▲ 2.6 | ▲ 14.2 | ▲ 4.0 | ▲ 3.4 | ▲ 1.7 | ▲ 1.8 | ▲ 3.4 | ▲ 2.1 | 4.7 | ▲ 5.3 |
| 19 | ▲ 30.6 | ▲ 0.1 | ▲ 0.7 | ▲ 7.0 | 0.9 | ▲ 7.6 | ▲ 3.9 | 1.2 | 1.7 | 0.2 | 2.5 | 2.3 |
| 20 | ▲ 13.0 | 6.8 | 6.7 | 0.1 | ▲ 11.3 | 1.0 | ▲ 12.0 | 4.4 | 16.8 | 11.4 | 11.5 | ▲ 7.1 |
| 21 | ▲ 3.0 | 2.2 | 7.9 | ▲ 2.0 | ▲ 12.0 | ▲ 0.5 | 12.0 | 0.6 | 11.2 | 4.0 | 9.5 | ▲ 6.3 |
| 平22.1 | 43.1 | ▲ 1.4 | 0.9 | ▲ 2.5 | 12.1 | 0.1 | 19.3 | 0.2 | 13.5 | ▲ 6.2 | 12.2 | ▲ 11.8 |
| 2 | 38.8 | 2.1 | 1.4 | 2.4 | 26.6 | 3.2 | 14.0 | 2.5 | ▲ 0.7 | ▲ 9.3 | 1.7 | ▲ 10.0 |
| 3 | | | | | | | | | | | | |
| 4 | | | | | | | | | | | | |
| 5 | | | | | | | | | | | | |
| 6 | | | | | | | | | | | | |
| 7 | | | | | | | | | | | | |
| 8 | | | | | | | | | | | | |
| 9 | | | | | | | | | | | | |
| 10 | | | | | | | | | | | | |
| 11 | | | | | | | | | | | | |
| 12 | | | | | | | | | | | | |
| 小売価格 | | | | | | | | | | | | |
| 平. 14 | 180 | 104 | 131 | 326 | 353 | 145 | 179 | — | 140 | 147 | 207 | 232 |
| 15 | 168 | 100 | 132 | 339 | 353 | 144 | 180 | — | 141 | 147 | 210 | 230 |
| 16 | 168 | 97 | 132 | 359 | 349 | 146 | 185 | — | 139 | 146 | 210 | 237 |
| 17 | 183 | 96 | 134 | 335 | 332 | 144 | 184 | — | 138 | 145 | 213 | 232 |
| 18 | 232 | 95 | 131 | 316 | 332 | 142 | 184 | — | 138 | 141 | 210 | 227 |
| 19 | 188 | 95 | 133 | 315 | 365 | 141 | 188 | — | 138 | 144 | 213 | 218 |
| 20 | 192 | 98 | 148 | 325 | 401 | 142 | 199 | — | 162 | 159 | 229 | 227 |
| 21 | 226 | 97 | 156 | 327 | 402 | 143 | 203 | — | 176 | 165 | 233 | 234 |
| 平22.1 | 221 | 96 | 157 | 309 | 370 | 145 | 222 | — | 178 | 163 | 226 | 242 |
| 2 | 231 | 94 | 156 | 294 | 373 | 139 | 198 | — | 173 | 159 | 237 | 245 |
| 3 | | | | | | | | | | | | |
| 4 | | | | | | | | | | | | |
| 5 | | | | | | | | | | | | |
| 6 | | | | | | | | | | | | |
| 7 | | | | | | | | | | | | |
| 8 | | | | | | | | | | | | |
| 9 | | | | | | | | | | | | |
| 10 | | | | | | | | | | | | |
| 11 | | | | | | | | | | | | |
| 12 | | | | | | | | | | | | |
| 前年同月比 | | | | | | | | | | | | |
| 平. 14 | | | | | | | | | | | | |
| 15 | ▲ 6.5 | ▲ 3.4 | 1.3 | 3.8 | 0.1 | ▲ 0.9 | 0.5 | — | 0.3 | 0.1 | 1.3 | ▲ 0.9 |
| 16 | ▲ 0.3 | ▲ 3.0 | ▲ 0.5 | 5.9 | ▲ 1.2 | 1.3 | 2.4 | — | ▲ 0.9 | ▲ 0.8 | 0.3 | 3.3 |
| 17 | 9.3 | ▲ 1.4 | 1.6 | ▲ 6.6 | ▲ 4.8 | ▲ 1.1 | ▲ 0.3 | — | ▲ 1.1 | ▲ 0.8 | 1.0 | ▲ 2.3 |
| 18 | 26.8 | ▲ 0.7 | ▲ 1.9 | ▲ 5.9 | ▲ 0.0 | ▲ 1.1 | 0.0 | — | ▲ 0.2 | ▲ 2.5 | ▲ 1.2 | ▲ 2.1 |
| 19 | ▲ 19.2 | ▲ 0.2 | 1.5 | ▲ 0.1 | 10.0 | ▲ 1.1 | 1.9 | — | 0.4 | 2.1 | 1.2 | ▲ 3.9 |
| 20 | 2.2 | 2.8 | 11.4 | 3.2 | 9.8 | 1.0 | 6.2 | — | 17.4 | 10.8 | 7.5 | 4.2 |
| 21 | 17.9 | ▲ 0.7 | 5.4 | 0.5 | 0.2 | 0.8 | 1.8 | — | 8.6 | 3.5 | 2.1 | 3.0 |
| 平22.1 | 4.2 | ▲ 4.8 | ▲ 0.2 | ▲ 1.1 | ▲ 3.1 | 0.3 | ▲ 0.4 | — | ▲ 3.4 | ▲ 4.1 | ▲ 5.6 | ▲ 2.0 |
| 2 | 8.4 | ▲ 5.9 | ▲ 0.8 | ▲ 2.6 | ▲ 3.3 | ▲ 2.2 | ▲ 2.0 | — | ▲ 4.2 | ▲ 2.2 | ▲ 5.8 | 2.4 |
| 3 | | | | | | | | | | | | |
| 4 | | | | | | | | | | | | |
| 5 | | | | | | | | | | | | |
| 6 | | | | | | | | | | | | |
| 7 | | | | | | | | | | | | |
| 8 | | | | | | | | | | | | |
| 9 | | | | | | | | | | | | |
| 10 | | | | | | | | | | | | |
| 11 | | | | | | | | | | | | |
| 12 | | | | | | | | | | | | |

単位〔千人当たり販売額、小売価格：円
前年同月比：％〕

| 唐揚げ粉類 | 粉 同 加 工 品 | | | | | | | | | | | 区分 年月 |
|-------|-----------|--------|--------------|--------|--------|--------|--------|--------|--------|--------|--------|----------|
| | 片栗粉 | その他粉類 | インスタント 袋麺 | カップ麺 | 乾 麺 | 生麺・ゆで麺 | その他種類 | スパゲティ | マカロニ | 食パン | 菓子パン | |
| 344 | 439 | 129 | 5,788 | 13,482 | 4,084 | 13,853 | 49 | 2,451 | 463 | 15,450 | 15,982 | 平. 14 |
| 323 | 420 | 137 | 5,810 | 13,997 | 3,125 | 13,476 | 41 | 2,532 | 472 | 16,574 | 17,015 | 15 |
| 292 | 393 | 144 | 5,420 | 13,174 | 3,304 | 13,077 | 48 | 2,257 | 444 | 15,658 | 18,393 | 16 |
| 283 | 414 | 140 | 5,055 | 12,478 | 3,107 | 12,678 | 53 | 2,102 | 422 | 15,602 | 18,577 | 17 |
| 274 | 419 | 135 | 4,773 | 12,161 | 3,029 | 12,133 | 69 | 2,053 | 429 | 15,654 | 18,886 | 18 |
| 280 | 412 | 141 | 4,737 | 12,117 | 3,133 | 12,209 | 72 | 2,118 | 437 | 15,335 | 19,529 | 19 |
| 295 | 406 | 146 | 5,801 | 11,946 | 3,211 | 12,808 | 79 | 2,657 | 518 | 14,991 | 21,485 | 20 |
| 320 | 392 | 159 | 5,917 | 12,352 | 3,116 | 13,125 | 85 | 2,617 | 532 | 13,977 | 21,007 | 21 |
| 300 | 355 | 161 | 6,496 | 14,376 | 1,299 | 14,168 | 66 | 2,459 | 579 | 14,496 | 20,812 | 平22.1 |
| 322 | 395 | 167 | 6,603 | 14,587 | 1,380 | 13,408 | 70 | 2,605 | 601 | 15,760 | 21,323 | 2 |
| | | | | | | | | | | | | 3 |
| | | | | | | | | | | | | 4 |
| | | | | | | | | | | | | 5 |
| | | | | | | | | | | | | 6 |
| | | | | | | | | | | | | 7 |
| | | | | | | | | | | | | 8 |
| | | | | | | | | | | | | 9 |
| | | | | | | | | | | | | 10 |
| | | | | | | | | | | | | 11 |
| | | | | | | | | | | | | 12 |
| ▲ 6.1 | ▲ 4.3 | 6.3 | 0.4 | 3.8 | ▲ 23.5 | ▲ 2.7 | ▲ 15.2 | 3.3 | 1.8 | 7.3 | 6.5 | 平. 14 |
| ▲ 9.6 | ▲ 6.3 | 5.2 | ▲ 6.7 | ▲ 5.9 | 5.8 | ▲ 3.0 | 17.1 | ▲ 10.8 | ▲ 6.0 | ▲ 5.5 | 8.1 | 15 |
| ▲ 3.2 | 5.3 | ▲ 3.1 | ▲ 6.7 | ▲ 5.3 | ▲ 6.0 | ▲ 3.1 | 10.0 | ▲ 6.9 | ▲ 4.8 | ▲ 0.4 | 1.0 | 16 |
| ▲ 3.0 | 1.1 | ▲ 3.4 | ▲ 5.6 | ▲ 2.5 | ▲ 2.5 | ▲ 4.3 | 30.4 | ▲ 2.4 | 1.5 | 0.3 | 1.7 | 17 |
| 2.2 | ▲ 1.6 | 4.7 | ▲ 0.8 | ▲ 0.4 | 3.4 | 0.6 | 3.3 | 3.2 | 2.0 | ▲ 2.0 | 3.4 | 18 |
| 5.4 | ▲ 1.5 | 3.4 | 22.5 | ▲ 1.4 | 2.5 | 4.9 | 10.5 | 25.4 | 18.4 | ▲ 2.2 | 10.0 | 19 |
| 8.3 | ▲ 3.4 | 8.7 | 2.0 | 3.4 | ▲ 3.0 | 2.5 | 7.7 | ▲ 1.5 | 2.8 | ▲ 6.8 | ▲ 2.2 | 20 |
| | | | | | | | | | | | | 21 |
| 8.2 | 1.4 | ▲ 8.5 | ▲ 3.6 | 3.1 | 10.6 | 0.9 | ▲ 57.3 | ▲ 7.5 | 5.6 | 0.7 | ▲ 5.5 | 平22.1 |
| 9.8 | 3.2 | 5.4 | 4.4 | 10.0 | 8.9 | 4.8 | ▲ 50.2 | ▲ 11.0 | 0.4 | 5.0 | ▲ 4.6 | 2 |
| | | | | | | | | | | | | 3 |
| | | | | | | | | | | | | 4 |
| | | | | | | | | | | | | 5 |
| | | | | | | | | | | | | 6 |
| | | | | | | | | | | | | 7 |
| | | | | | | | | | | | | 8 |
| | | | | | | | | | | | | 9 |
| | | | | | | | | | | | | 10 |
| | | | | | | | | | | | | 11 |
| | | | | | | | | | | | | 12 |
| 126 | 114 | 177 | 178 | 99 | 181 | 138 | 199 | 135 | 120 | 136 | 103 | 平. 14 |
| 127 | 115 | 182 | 175 | 98 | 181 | 129 | 180 | 138 | 119 | 135 | 103 | 15 |
| 127 | 112 | 191 | 174 | 97 | 179 | 125 | 166 | 136 | 118 | 132 | 104 | 16 |
| 126 | 111 | 192 | 176 | 94 | 179 | 119 | 170 | 136 | 116 | 130 | 103 | 17 |
| 124 | 110 | 192 | 178 | 93 | 179 | 118 | 188 | 136 | 112 | 126 | 102 | 18 |
| 125 | 111 | 184 | 178 | 92 | 183 | 120 | 176 | 140 | 113 | 126 | 102 | 19 |
| 130 | 111 | 172 | 199 | 108 | 192 | 121 | 189 | 176 | 130 | 139 | 111 | 20 |
| 125 | 113 | 163 | 197 | 105 | 196 | 122 | 202 | 171 | 122 | 133 | 108 | 21 |
| 123 | 114 | 168 | 194 | 104 | 188 | 116 | 190 | 169 | 116 | 130 | 106 | 平22.1 |
| 122 | 114 | 160 | 193 | 105 | 183 | 115 | 173 | 164 | 114 | 128 | 106 | 2 |
| | | | | | | | | | | | | 3 |
| | | | | | | | | | | | | 4 |
| | | | | | | | | | | | | 5 |
| | | | | | | | | | | | | 6 |
| | | | | | | | | | | | | 7 |
| | | | | | | | | | | | | 8 |
| | | | | | | | | | | | | 9 |
| | | | | | | | | | | | | 10 |
| | | | | | | | | | | | | 11 |
| | | | | | | | | | | | | 12 |
| 0.4 | 0.6 | 2.5 | ▲ 2.1 | ▲ 0.8 | 0.1 | ▲ 6.6 | ▲ 9.4 | 2.0 | ▲ 0.1 | ▲ 1.0 | 0.1 | 平. 14 |
| 0.4 | ▲ 2.5 | 5.3 | ▲ 0.7 | ▲ 1.4 | ▲ 1.1 | ▲ 2.7 | ▲ 7.5 | ▲ 1.1 | ▲ 1.4 | ▲ 1.6 | 0.3 | 15 |
| ▲ 1.2 | ▲ 0.8 | 0.4 | 1.6 | ▲ 2.5 | ▲ 0.3 | ▲ 4.7 | 2.4 | 0.1 | ▲ 1.8 | ▲ 2.0 | ▲ 0.6 | 16 |
| ▲ 1.5 | ▲ 0.9 | 0.2 | 0.7 | ▲ 1.2 | 0.3 | ▲ 0.7 | 10.4 | ▲ 0.2 | ▲ 3.0 | ▲ 2.6 | ▲ 0.8 | 17 |
| 0.8 | 1.2 | ▲ 4.5 | 0.1 | ▲ 1.1 | 1.8 | 1.7 | ▲ 6.6 | 2.9 | 0.8 | ▲ 0.4 | 0.2 | 18 |
| 4.1 | ▲ 0.3 | ▲ 6.5 | 11.7 | 16.8 | 5.2 | 0.5 | 7.8 | 25.6 | 15.1 | 10.5 | 8.1 | 19 |
| ▲ 4.0 | 1.7 | ▲ 4.8 | ▲ 0.7 | ▲ 2.3 | 1.8 | 0.6 | 6.6 | ▲ 2.6 | ▲ 6.6 | ▲ 4.2 | ▲ 2.6 | 20 |
| | | | | | | | | | | | | 21 |
| ▲ 5.3 | 3.0 | ▲ 11.1 | ▲ 4.7 | ▲ 3.2 | ▲ 2.4 | 1.5 | ▲ 3.6 | ▲ 6.5 | ▲ 12.1 | ▲ 8.9 | ▲ 4.6 | 平22.1 |
| ▲ 5.1 | 2.4 | ▲ 5.4 | ▲ 1.9 | ▲ 2.1 | ▲ 3.9 | 1.7 | ▲ 15.1 | ▲ 6.8 | ▲ 11.5 | ▲ 9.6 | ▲ 4.7 | 2 |
| | | | | | | | | | | | | 3 |
| | | | | | | | | | | | | 4 |
| | | | | | | | | | | | | 5 |
| | | | | | | | | | | | | 6 |
| | | | | | | | | | | | | 7 |
| | | | | | | | | | | | | 8 |
| | | | | | | | | | | | | 9 |
| | | | | | | | | | | | | 10 |
| | | | | | | | | | | | | 11 |
| | | | | | | | | | | | | 12 |

| 区分 年月 | 製 穀 粉 ・ 同 加 工 品 (つづき) | | | | | | | 食 用 油 | | | | |
|----------|-----------------------|--------|-------|-------|--------|--------|-------|--------------------------|---------------|--------|---------------|--------|
| | 調理パン | その他パン | パン粉 | シリアル類 | 包装餅 | その他穀物 | 生地・皮 | マーガリン・ ファットスプ レッド類 | その他 スプレッド類 | 動物性油脂 | サラダ油・ 天ぷら油 | |
| 千人当たり販売額 | | | | | | | | | | | | |
| 平. 14 | 2,484 | 104 | 608 | 1,916 | 2,921 | 393 | 709 | 10,793 | 2,210 | 418 | 14 | 5,144 |
| 15 | 2,707 | 112 | 633 | 1,819 | 2,804 | 433 | 759 | 10,814 | 2,341 | 395 | 13 | 5,055 |
| 16 | 3,179 | 113 | 573 | 1,667 | 3,288 | 459 | 718 | 10,480 | 2,164 | 384 | 13 | 5,009 |
| 17 | 3,382 | 95 | 600 | 1,586 | 3,213 | 497 | 697 | 10,235 | 2,074 | 337 | 12 | 4,941 |
| 18 | 3,169 | 111 | 564 | 1,455 | 2,914 | 565 | 708 | 9,879 | 2,030 | 329 | 11 | 4,586 |
| 19 | 3,364 | 127 | 541 | 1,414 | 2,998 | 672 | 771 | 9,976 | 1,973 | 330 | 11 | 4,644 |
| 20 | 2,818 | 132 | 589 | 1,432 | 2,733 | 735 | 1,005 | 11,259 | 2,218 | 341 | 11 | 5,430 |
| 21 | 3,736 | 132 | 633 | 1,339 | 2,912 | 728 | 1,002 | 11,247 | 2,364 | 349 | 11 | 4,782 |
| 平22.1 | 4,153 | 130 | 669 | 1,148 | 3,461 | 686 | 1,085 | 10,106 | 2,390 | 397 | 14 | 3,639 |
| 2 | 4,244 | 134 | 687 | 1,192 | 2,081 | 684 | 1,140 | 12,134 | 2,673 | 385 | 13 | 3,888 |
| 3 | | | | | | | | | | | | |
| 4 | | | | | | | | | | | | |
| 5 | | | | | | | | | | | | |
| 6 | | | | | | | | | | | | |
| 7 | | | | | | | | | | | | |
| 8 | | | | | | | | | | | | |
| 9 | | | | | | | | | | | | |
| 10 | | | | | | | | | | | | |
| 11 | | | | | | | | | | | | |
| 12 | | | | | | | | | | | | |
| 前年同月比 | | | | | | | | | | | | |
| 平. 14 | | | | | | | | | | | | |
| 15 | 9.0 | 8.4 | 4.1 | ▲ 5.0 | ▲ 4.0 | 10.2 | 7.0 | 0.2 | 5.9 | ▲ 5.6 | ▲ 3.9 | ▲ 1.7 |
| 16 | 17.5 | 1.1 | ▲ 9.4 | ▲ 8.4 | 17.2 | 5.9 | ▲ 5.3 | ▲ 3.1 | ▲ 7.6 | ▲ 2.6 | ▲ 3.7 | ▲ 0.9 |
| 17 | 6.4 | ▲ 16.2 | 4.6 | ▲ 4.8 | ▲ 2.3 | 8.3 | ▲ 2.9 | ▲ 2.3 | ▲ 4.1 | ▲ 12.3 | ▲ 7.3 | ▲ 1.4 |
| 18 | ▲ 6.3 | 16.8 | ▲ 6.0 | ▲ 8.2 | ▲ 9.3 | 13.6 | 1.6 | ▲ 3.5 | ▲ 2.1 | ▲ 2.3 | ▲ 3.6 | ▲ 7.2 |
| 19 | 6.2 | 14.8 | ▲ 4.0 | ▲ 2.8 | 2.9 | 19.0 | 8.8 | 1.0 | ▲ 2.8 | 0.3 | ▲ 3.3 | 1.3 |
| 20 | ▲ 16.2 | 3.6 | 8.9 | 1.3 | ▲ 8.9 | 9.4 | 30.3 | 12.9 | 12.4 | 3.3 | 0.1 | 16.9 |
| 21 | 32.6 | 0.1 | 7.3 | ▲ 6.5 | 6.5 | ▲ 1.0 | ▲ 0.2 | ▲ 0.1 | 6.6 | 2.4 | 2.9 | ▲ 11.9 |
| 平22.1 | 20.2 | 5.3 | ▲ 0.7 | 4.9 | 4.2 | ▲ 16.6 | 3.4 | ▲ 0.8 | 4.6 | 10.5 | 10.1 | ▲ 16.3 |
| 2 | 18.9 | 11.0 | 1.2 | ▲ 3.3 | 2.7 | ▲ 24.8 | 3.0 | ▲ 4.1 | 0.9 | 6.2 | 4.4 | ▲ 24.6 |
| 3 | | | | | | | | | | | | |
| 4 | | | | | | | | | | | | |
| 5 | | | | | | | | | | | | |
| 6 | | | | | | | | | | | | |
| 7 | | | | | | | | | | | | |
| 8 | | | | | | | | | | | | |
| 9 | | | | | | | | | | | | |
| 10 | | | | | | | | | | | | |
| 11 | | | | | | | | | | | | |
| 12 | | | | | | | | | | | | |
| 小売価格 | | | | | | | | | | | | |
| 平. 14 | 125 | 137 | 112 | 258 | 477 | 305 | 120 | — | 182 | 190 | 151 | 290 |
| 15 | 127 | 140 | 111 | 264 | 485 | 322 | 123 | — | 180 | 190 | 152 | 297 |
| 16 | 126 | 142 | 111 | 269 | 577 | 330 | 123 | — | 183 | 192 | 152 | 304 |
| 17 | 128 | 133 | 108 | 263 | 506 | 334 | 121 | — | 181 | 193 | 151 | 295 |
| 18 | 122 | 141 | 107 | 261 | 473 | 331 | 120 | — | 180 | 189 | 154 | 279 |
| 19 | 118 | 144 | 109 | 264 | 476 | 341 | 121 | — | 181 | 186 | 155 | 287 |
| 20 | 130 | 132 | 118 | 255 | 487 | 346 | 131 | — | 197 | 185 | 171 | 330 |
| 21 | 116 | 125 | 118 | 257 | 490 | 339 | 132 | — | 202 | 186 | 189 | 289 |
| 平22.1 | 115 | 122 | 116 | 259 | 508 | 338 | 131 | — | 197 | 187 | 188 | 257 |
| 2 | 114 | 118 | 115 | 263 | 480 | 344 | 134 | — | 196 | 187 | 186 | 255 |
| 3 | | | | | | | | | | | | |
| 4 | | | | | | | | | | | | |
| 5 | | | | | | | | | | | | |
| 6 | | | | | | | | | | | | |
| 7 | | | | | | | | | | | | |
| 8 | | | | | | | | | | | | |
| 9 | | | | | | | | | | | | |
| 10 | | | | | | | | | | | | |
| 11 | | | | | | | | | | | | |
| 12 | | | | | | | | | | | | |
| 前年同月比 | | | | | | | | | | | | |
| 平. 14 | | | | | | | | | | | | |
| 15 | 1.3 | 2.2 | ▲ 0.7 | 2.5 | 1.6 | 5.9 | 2.5 | — | ▲ 1.1 | ▲ 0.0 | 0.6 | 2.7 |
| 16 | ▲ 0.9 | 1.7 | 0.1 | 1.7 | 19.0 | 2.5 | 0.2 | — | 1.2 | 1.0 | ▲ 0.3 | 2.1 |
| 17 | 1.6 | ▲ 6.5 | ▲ 2.3 | ▲ 2.3 | ▲ 12.2 | 1.0 | ▲ 1.6 | — | ▲ 0.8 | 0.3 | ▲ 0.8 | ▲ 2.9 |
| 18 | ▲ 4.4 | 6.0 | ▲ 1.1 | ▲ 0.6 | ▲ 6.7 | ▲ 0.8 | ▲ 0.5 | — | ▲ 0.5 | ▲ 1.8 | 2.5 | ▲ 5.4 |
| 19 | ▲ 3.0 | 1.7 | 2.0 | 1.1 | 0.8 | 3.0 | 0.9 | — | 0.7 | ▲ 1.5 | 0.6 | 2.9 |
| 20 | 9.5 | ▲ 8.4 | 7.7 | ▲ 3.4 | 2.2 | 1.3 | 7.7 | — | 8.4 | ▲ 0.8 | 9.9 | 15.1 |
| 21 | ▲ 10.2 | ▲ 4.8 | 0.6 | 0.5 | 0.5 | ▲ 2.0 | 1.4 | — | 2.9 | 0.5 | 10.8 | ▲ 12.5 |
| 平22.1 | ▲ 7.3 | ▲ 2.2 | ▲ 4.7 | 0.0 | ▲ 2.6 | ▲ 5.0 | ▲ 1.1 | — | ▲ 6.1 | ▲ 0.7 | ▲ 1.1 | ▲ 23.8 |
| 2 | ▲ 5.1 | ▲ 1.5 | ▲ 5.9 | 1.8 | ▲ 2.9 | ▲ 3.7 | ▲ 1.5 | — | ▲ 5.7 | ▲ 0.8 | ▲ 3.9 | ▲ 21.8 |
| 3 | | | | | | | | | | | | |
| 4 | | | | | | | | | | | | |
| 5 | | | | | | | | | | | | |
| 6 | | | | | | | | | | | | |
| 7 | | | | | | | | | | | | |
| 8 | | | | | | | | | | | | |
| 9 | | | | | | | | | | | | |
| 10 | | | | | | | | | | | | |
| 11 | | | | | | | | | | | | |
| 12 | | | | | | | | | | | | |

単位：千人当たり販売額、小売価格：円
前年同月比：%

| 同 加 工 品 | | | | | | 調 味 料 | | | | | 区分 年月 | |
|---------|-------|--------|------------|--------------|-------------------|--------|-------|-------|-------|-------|----------|-------|
| ゴマ油 | オリーブ油 | 香味油 | その他 食用油 | ホイップ クリーム | ピーナッツ・ チョコクリーム | 砂糖 | みそ | しょうゆ | ソース | マヨネーズ | | |
| 716 | 789 | 54 | 10 | 940 | 498 | 52,880 | 3,866 | 6,106 | 4,225 | 2,137 | 4,160 | 平. 14 |
| 661 | 743 | 53 | 10 | 1,010 | 532 | 51,195 | 3,594 | 5,929 | 4,090 | 2,123 | 3,927 | 15 |
| 669 | 735 | 25 | 10 | 964 | 507 | 49,392 | 3,382 | 5,498 | 3,888 | 1,998 | 3,713 | 16 |
| 700 | 726 | 16 | 9 | 931 | 488 | 48,648 | 3,368 | 5,434 | 3,831 | 1,918 | 3,593 | 17 |
| 702 | 799 | 16 | 27 | 893 | 485 | 48,699 | 3,579 | 5,421 | 3,797 | 1,914 | 3,641 | 18 |
| 707 | 862 | 16 | 8 | 930 | 493 | 48,958 | 3,583 | 5,346 | 3,748 | 1,917 | 3,813 | 19 |
| 817 | 911 | 14 | 9 | 1,014 | 494 | 50,359 | 3,579 | 5,429 | 3,756 | 1,953 | 4,141 | 20 |
| 991 | 1,082 | 14 | 10 | 1,140 | 502 | 51,470 | 3,646 | 5,426 | 3,821 | 1,927 | 4,254 | 21 |
| 946 | 1,001 | 29 | 10 | 1,145 | 535 | 51,352 | 3,121 | 5,429 | 3,615 | 2,112 | 3,557 | 平22.1 |
| 1,069 | 1,345 | 29 | 15 | 2,114 | 604 | 51,091 | 3,485 | 5,652 | 3,803 | 2,062 | 4,059 | 2 |
| | | | | | | | | | | | | 3 |
| | | | | | | | | | | | | 4 |
| | | | | | | | | | | | | 5 |
| | | | | | | | | | | | | 6 |
| | | | | | | | | | | | | 7 |
| | | | | | | | | | | | | 8 |
| | | | | | | | | | | | | 9 |
| | | | | | | | | | | | | 10 |
| | | | | | | | | | | | | 11 |
| | | | | | | | | | | | | 12 |
| ▲ 7.7 | ▲ 5.8 | ▲ 2.2 | 4.6 | 7.5 | 6.9 | ▲ 3.2 | ▲ 7.0 | ▲ 2.9 | ▲ 3.2 | ▲ 0.7 | ▲ 5.6 | 平. 14 |
| 1.2 | ▲ 1.1 | ▲ 52.0 | 0.5 | ▲ 4.6 | ▲ 4.8 | ▲ 3.5 | ▲ 5.9 | ▲ 7.3 | ▲ 4.9 | ▲ 5.9 | ▲ 5.4 | 15 |
| 4.7 | ▲ 1.2 | ▲ 37.8 | ▲ 13.9 | ▲ 3.4 | ▲ 3.6 | ▲ 1.5 | ▲ 0.4 | ▲ 1.2 | ▲ 1.5 | ▲ 4.0 | ▲ 3.2 | 16 |
| 0.2 | 10.0 | 4.1 | 198.9 | ▲ 4.1 | ▲ 0.7 | 0.1 | 6.3 | ▲ 0.3 | ▲ 0.9 | ▲ 0.2 | 1.3 | 17 |
| 0.7 | 7.9 | ▲ 2.5 | ▲ 69.1 | 4.2 | 1.7 | 0.5 | 0.1 | ▲ 1.4 | ▲ 1.3 | 0.2 | 4.7 | 18 |
| 15.6 | 5.7 | ▲ 14.4 | 9.6 | 8.9 | 0.2 | 2.9 | ▲ 0.1 | 1.6 | 0.2 | 1.9 | 8.6 | 19 |
| 21.3 | 18.7 | 5.4 | 9.2 | 12.5 | 1.6 | 2.2 | 1.9 | ▲ 0.1 | 1.7 | ▲ 1.3 | 2.7 | 20 |
| 5.9 | 35.9 | 143.8 | 1.3 | 10.4 | 9.0 | 2.6 | ▲ 0.2 | ▲ 0.1 | 2.7 | 2.4 | ▲ 6.3 | 平22.1 |
| 9.7 | 54.7 | 133.7 | ▲ 8.2 | 3.6 | 9.0 | 3.0 | 0.1 | 1.0 | 0.1 | ▲ 0.2 | ▲ 7.4 | 2 |
| | | | | | | | | | | | | 3 |
| | | | | | | | | | | | | 4 |
| | | | | | | | | | | | | 5 |
| | | | | | | | | | | | | 6 |
| | | | | | | | | | | | | 7 |
| | | | | | | | | | | | | 8 |
| | | | | | | | | | | | | 9 |
| | | | | | | | | | | | | 10 |
| | | | | | | | | | | | | 11 |
| | | | | | | | | | | | | 12 |
| 225 | 397 | 247 | 298 | 192 | 180 | — | 147 | 274 | 223 | 197 | 184 | 平. 14 |
| 228 | 385 | 253 | 294 | 194 | 182 | — | 144 | 269 | 218 | 192 | 181 | 15 |
| 228 | 397 | 299 | 264 | 196 | 181 | — | 143 | 269 | 224 | 191 | 182 | 16 |
| 228 | 395 | 353 | 266 | 196 | 178 | — | 142 | 266 | 226 | 190 | 183 | 17 |
| 221 | 421 | 352 | 407 | 194 | 172 | — | 153 | 264 | 227 | 189 | 187 | 18 |
| 223 | 432 | 359 | 241 | 196 | 172 | — | 155 | 266 | 230 | 191 | 198 | 19 |
| 259 | 427 | 356 | 257 | 206 | 169 | — | 161 | 283 | 249 | 188 | 210 | 20 |
| 280 | 417 | 330 | 274 | 210 | 166 | — | 162 | 277 | 252 | 186 | 208 | 21 |
| 270 | 410 | 283 | 275 | 205 | 163 | — | 166 | 273 | 244 | 188 | 202 | 平22.1 |
| 269 | 419 | 278 | 271 | 201 | 166 | — | 161 | 271 | 245 | 185 | 195 | 2 |
| | | | | | | | | | | | | 3 |
| | | | | | | | | | | | | 4 |
| | | | | | | | | | | | | 5 |
| | | | | | | | | | | | | 6 |
| | | | | | | | | | | | | 7 |
| | | | | | | | | | | | | 8 |
| | | | | | | | | | | | | 9 |
| | | | | | | | | | | | | 10 |
| | | | | | | | | | | | | 11 |
| | | | | | | | | | | | | 12 |
| 1.3 | ▲ 3.0 | 2.4 | ▲ 1.4 | 1.0 | 1.3 | — | ▲ 2.1 | ▲ 1.6 | ▲ 2.3 | ▲ 2.4 | ▲ 2.0 | 平. 14 |
| ▲ 0.1 | 3.3 | 18.3 | ▲ 10.0 | 0.9 | ▲ 0.7 | — | ▲ 0.9 | ▲ 0.3 | 3.0 | ▲ 0.2 | 0.5 | 15 |
| 0.1 | ▲ 0.6 | 18.0 | 0.6 | ▲ 0.1 | ▲ 1.8 | — | ▲ 0.2 | ▲ 1.0 | 0.9 | ▲ 0.8 | 0.7 | 16 |
| ▲ 3.3 | 6.6 | ▲ 0.2 | 53.0 | ▲ 0.9 | ▲ 3.4 | — | 7.5 | ▲ 0.6 | 0.2 | ▲ 0.4 | 2.2 | 17 |
| 1.1 | 2.6 | 1.9 | ▲ 40.6 | 0.9 | ▲ 0.1 | — | 1.7 | 0.8 | 1.5 | 1.2 | 5.9 | 18 |
| 16.2 | ▲ 1.1 | ▲ 0.9 | 6.6 | 5.4 | ▲ 1.8 | — | 3.6 | 6.4 | 8.3 | ▲ 1.8 | 6.3 | 19 |
| 8.0 | ▲ 2.5 | ▲ 7.1 | 6.5 | 1.5 | ▲ 1.6 | — | 0.6 | ▲ 2.1 | 1.2 | ▲ 0.8 | ▲ 1.3 | 20 |
| ▲ 8.1 | ▲ 2.9 | ▲ 19.6 | 1.9 | ▲ 4.1 | ▲ 0.7 | — | 1.4 | ▲ 4.9 | ▲ 5.9 | ▲ 1.8 | ▲ 9.4 | 平22.1 |
| ▲ 7.5 | 0.0 | ▲ 23.2 | ▲ 0.6 | ▲ 3.3 | ▲ 1.1 | — | 0.5 | ▲ 5.9 | ▲ 4.2 | ▲ 1.7 | ▲ 11.4 | 2 |
| | | | | | | | | | | | | 3 |
| | | | | | | | | | | | | 4 |
| | | | | | | | | | | | | 5 |
| | | | | | | | | | | | | 6 |
| | | | | | | | | | | | | 7 |
| | | | | | | | | | | | | 8 |
| | | | | | | | | | | | | 9 |
| | | | | | | | | | | | | 10 |
| | | | | | | | | | | | | 11 |
| | | | | | | | | | | | | 12 |

| 区分 年月 | 調味料 | | | | | | | | | | | |
|----------|--------|-------|--------------|--------------|--------|------------------------|-------------|-------|--------------|-------------|-------|--------|
| | ドレッシング | 風味調味料 | 単一・ 複合調味料 | 低カロリー 甘味料 | 食塩 | 香辛料 (からし・わさ び以外) | からし・ わさび | 食酢 | 合わせ酢 (和風) | みりん風 調味料 | つゆ | 液体だし |
| 千人当たり販売額 | | | | | | | | | | | | |
| 平. 14 | 4,187 | 3,200 | 666 | 514 | 1,754 | 2,981 | 1,424 | 1,872 | 2,203 | 694 | 6,916 | 50 |
| 15 | 4,078 | 3,072 | 637 | 530 | 1,544 | 2,943 | 1,283 | 1,836 | 2,294 | 641 | 6,757 | 51 |
| 16 | 4,130 | 2,804 | 572 | 501 | 1,431 | 2,905 | 1,203 | 2,098 | 2,278 | 577 | 6,669 | 44 |
| 17 | 4,242 | 2,681 | 544 | 548 | 1,385 | 2,850 | 1,186 | 1,903 | 2,306 | 523 | 6,629 | 26 |
| 18 | 4,274 | 2,654 | 522 | 496 | 1,361 | 2,822 | 1,172 | 1,939 | 2,324 | 496 | 6,608 | 26 |
| 19 | 4,445 | 2,592 | 504 | 491 | 1,355 | 2,858 | 1,182 | 1,815 | 2,267 | 438 | 6,907 | 24 |
| 20 | 4,440 | 2,806 | 493 | 531 | 1,340 | 3,042 | 1,161 | 1,880 | 2,384 | 404 | 7,290 | 22 |
| 21 | 4,688 | 2,794 | 512 | 512 | 1,326 | 3,194 | 1,176 | 1,835 | 2,406 | 403 | 7,546 | 23 |
| 平22.1 | 3,916 | 2,823 | 487 | 600 | 1,001 | 3,612 | 1,107 | 1,411 | 2,633 | 345 | 9,392 | 26 |
| 2 | 4,103 | 2,882 | 514 | 597 | 1,016 | 3,756 | 992 | 1,556 | 2,512 | 380 | 7,872 | 26 |
| 3 | | | | | | | | | | | | |
| 4 | | | | | | | | | | | | |
| 5 | | | | | | | | | | | | |
| 6 | | | | | | | | | | | | |
| 7 | | | | | | | | | | | | |
| 8 | | | | | | | | | | | | |
| 9 | | | | | | | | | | | | |
| 10 | | | | | | | | | | | | |
| 11 | | | | | | | | | | | | |
| 12 | | | | | | | | | | | | |
| 前年同月比 | | | | | | | | | | | | |
| 平. 14 | | | | | | | | | | | | |
| 15 | ▲ 2.6 | ▲ 4.0 | ▲ 4.4 | 3.1 | ▲ 12.0 | ▲ 1.3 | ▲ 9.9 | ▲ 1.9 | 4.1 | ▲ 7.7 | ▲ 2.3 | 1.2 |
| 16 | 1.3 | ▲ 8.7 | ▲ 10.2 | ▲ 5.5 | ▲ 7.3 | ▲ 1.3 | ▲ 6.2 | 14.3 | ▲ 0.7 | ▲ 9.9 | ▲ 1.3 | ▲ 13.5 |
| 17 | 2.7 | ▲ 4.4 | ▲ 4.9 | 9.4 | ▲ 3.2 | ▲ 1.9 | ▲ 1.4 | ▲ 9.3 | 1.2 | ▲ 9.4 | ▲ 0.6 | ▲ 41.5 |
| 18 | 0.8 | ▲ 1.0 | ▲ 3.9 | ▲ 9.4 | ▲ 1.7 | ▲ 1.0 | ▲ 1.1 | 1.9 | 0.8 | ▲ 5.1 | ▲ 0.3 | 1.8 |
| 19 | 4.0 | ▲ 2.3 | ▲ 3.5 | ▲ 1.1 | ▲ 0.4 | 1.3 | 0.8 | ▲ 6.4 | ▲ 2.5 | ▲ 11.6 | 4.5 | ▲ 6.3 |
| 20 | ▲ 0.1 | 8.2 | ▲ 2.2 | 8.2 | ▲ 1.1 | 6.4 | ▲ 1.8 | 3.5 | 5.2 | ▲ 7.7 | 5.5 | ▲ 11.6 |
| 21 | 5.6 | ▲ 0.5 | 3.9 | ▲ 3.5 | ▲ 1.0 | 5.0 | 1.3 | ▲ 2.4 | 0.9 | ▲ 0.3 | 3.5 | 4.7 |
| 平22.1 | 7.4 | ▲ 1.8 | 1.5 | 10.1 | 0.1 | 16.4 | 0.3 | 5.6 | 1.8 | 0.3 | 2.4 | 32.6 |
| 2 | ▲ 1.8 | ▲ 3.9 | 3.8 | 10.0 | ▲ 1.7 | 28.4 | 4.5 | 1.1 | 4.3 | 0.4 | 8.5 | 30.7 |
| 3 | | | | | | | | | | | | |
| 4 | | | | | | | | | | | | |
| 5 | | | | | | | | | | | | |
| 6 | | | | | | | | | | | | |
| 7 | | | | | | | | | | | | |
| 8 | | | | | | | | | | | | |
| 9 | | | | | | | | | | | | |
| 10 | | | | | | | | | | | | |
| 11 | | | | | | | | | | | | |
| 12 | | | | | | | | | | | | |
| 小売価格 | | | | | | | | | | | | |
| 平. 14 | 221 | 291 | 257 | 358 | 196 | 153 | 129 | 203 | 235 | 193 | 213 | 225 |
| 15 | 218 | 284 | 253 | 371 | 192 | 150 | 127 | 210 | 235 | 185 | 209 | 178 |
| 16 | 219 | 275 | 254 | 384 | 191 | 148 | 127 | 236 | 238 | 178 | 207 | 142 |
| 17 | 216 | 271 | 247 | 396 | 192 | 148 | 127 | 225 | 234 | 179 | 202 | 202 |
| 18 | 216 | 267 | 243 | 395 | 193 | 146 | 127 | 228 | 233 | 174 | 200 | 231 |
| 19 | 222 | 269 | 241 | 393 | 194 | 143 | 126 | 223 | 232 | 175 | 202 | 336 |
| 20 | 223 | 278 | 233 | 383 | 195 | 148 | 130 | 225 | 234 | 177 | 202 | 350 |
| 21 | 219 | 273 | 247 | 399 | 197 | 151 | 131 | 231 | 233 | 181 | 203 | 338 |
| 平22.1 | 213 | 275 | 240 | 401 | 189 | 156 | 130 | 229 | 228 | 179 | 199 | 333 |
| 2 | 214 | 272 | 241 | 405 | 190 | 160 | 130 | 223 | 225 | 177 | 200 | 338 |
| 3 | | | | | | | | | | | | |
| 4 | | | | | | | | | | | | |
| 5 | | | | | | | | | | | | |
| 6 | | | | | | | | | | | | |
| 7 | | | | | | | | | | | | |
| 8 | | | | | | | | | | | | |
| 9 | | | | | | | | | | | | |
| 10 | | | | | | | | | | | | |
| 11 | | | | | | | | | | | | |
| 12 | | | | | | | | | | | | |
| 前年同月比 | | | | | | | | | | | | |
| 平. 14 | | | | | | | | | | | | |
| 15 | ▲ 1.1 | ▲ 2.5 | ▲ 1.3 | 3.5 | ▲ 2.5 | ▲ 2.1 | ▲ 1.6 | 3.7 | ▲ 0.4 | ▲ 3.9 | ▲ 1.8 | ▲ 21.0 |
| 16 | 0.1 | ▲ 3.4 | 0.4 | 3.4 | ▲ 0.1 | ▲ 1.2 | ▲ 0.3 | 12.4 | 1.3 | ▲ 4.0 | ▲ 1.2 | ▲ 20.3 |
| 17 | ▲ 1.2 | ▲ 1.2 | ▲ 2.7 | 3.2 | 0.3 | ▲ 0.2 | 0.0 | ▲ 4.7 | ▲ 1.6 | 0.5 | ▲ 2.3 | 42.8 |
| 18 | 0.2 | ▲ 1.5 | ▲ 1.6 | ▲ 0.3 | 0.5 | ▲ 1.3 | ▲ 0.3 | 1.2 | ▲ 0.2 | ▲ 2.3 | ▲ 1.1 | 14.1 |
| 19 | 2.5 | 0.6 | ▲ 0.8 | ▲ 0.5 | 0.8 | ▲ 1.7 | ▲ 0.6 | ▲ 2.1 | ▲ 0.7 | 0.6 | 1.1 | 45.4 |
| 20 | 0.3 | 3.4 | ▲ 3.4 | ▲ 2.6 | 0.4 | 3.2 | 3.6 | 1.0 | 0.7 | 1.0 | 0.0 | 4.3 |
| 21 | ▲ 1.7 | ▲ 1.8 | 5.8 | 4.2 | 1.0 | 1.8 | 0.8 | 2.5 | ▲ 0.3 | 2.1 | 0.4 | ▲ 3.6 |
| 平22.1 | ▲ 6.4 | 0.6 | ▲ 1.2 | ▲ 0.8 | 0.4 | 5.6 | ▲ 2.0 | ▲ 2.7 | ▲ 3.6 | ▲ 0.8 | 0.3 | ▲ 6.8 |
| 2 | ▲ 4.8 | 0.5 | ▲ 1.2 | ▲ 1.2 | 0.3 | 6.9 | ▲ 1.7 | ▲ 2.8 | ▲ 3.3 | ▲ 2.8 | 1.4 | ▲ 4.6 |
| 3 | | | | | | | | | | | | |
| 4 | | | | | | | | | | | | |
| 5 | | | | | | | | | | | | |
| 6 | | | | | | | | | | | | |
| 7 | | | | | | | | | | | | |
| 8 | | | | | | | | | | | | |
| 9 | | | | | | | | | | | | |
| 10 | | | | | | | | | | | | |
| 11 | | | | | | | | | | | | |
| 12 | | | | | | | | | | | | |

単位 { 千人当たり販売額、小売価格:円
前年同月比:%

| (つづき) | | | | 大豆加工品 | | | | | | 飲料 | | 区分 年月 |
|------------|------------|-------|------------|--------|-------|-------|--------|-------|-------|--------|-------|----------|
| 焼き肉 のたれ | その他 のたれ | 中華調味料 | その他 調味料 | 豆腐 | 油揚げ | 納豆 | 豆乳 | きな粉 | | コーラ | | |
| 2,864 | 1,630 | 888 | 541 | 21,394 | 7,138 | 2,454 | 10,061 | 1,450 | 291 | 86,423 | 3,883 | 平. 14 |
| 2,773 | 1,668 | 901 | 525 | 21,607 | 6,592 | 2,285 | 10,100 | 2,303 | 326 | 81,326 | 3,720 | 15 |
| 2,647 | 1,618 | 887 | 549 | 23,505 | 7,278 | 2,371 | 9,975 | 3,566 | 315 | 82,532 | 3,559 | 16 |
| 2,595 | 1,699 | 885 | 504 | 24,247 | 7,896 | 2,556 | 10,052 | 3,434 | 309 | 82,116 | 3,267 | 17 |
| 2,574 | 1,708 | 899 | 471 | 24,154 | 8,568 | 2,596 | 9,939 | 2,761 | 291 | 83,165 | 3,028 | 18 |
| 2,582 | 1,784 | 885 | 423 | 23,436 | 8,708 | 2,685 | 9,636 | 2,155 | 252 | 85,095 | 3,499 | 19 |
| 2,588 | 1,767 | 920 | 432 | 22,302 | 8,319 | 2,831 | 8,928 | 1,992 | 232 | 80,311 | 3,609 | 20 |
| 2,621 | 1,904 | 974 | 483 | 21,554 | 8,170 | 2,759 | 8,180 | 2,210 | 235 | 78,825 | 3,757 | 21 |
| 2,238 | 2,425 | 1,054 | 447 | 23,644 | 8,861 | 3,177 | 8,763 | 2,462 | 381 | 73,870 | 3,583 | 平22.1 |
| 2,308 | 1,928 | 1,131 | 458 | 23,178 | 8,395 | 3,263 | 8,903 | 2,421 | 196 | 72,944 | 3,604 | 2 |
| | | | | | | | | | | | | 3 |
| | | | | | | | | | | | | 4 |
| | | | | | | | | | | | | 5 |
| | | | | | | | | | | | | 6 |
| | | | | | | | | | | | | 7 |
| | | | | | | | | | | | | 8 |
| | | | | | | | | | | | | 9 |
| | | | | | | | | | | | | 10 |
| | | | | | | | | | | | | 11 |
| | | | | | | | | | | | | 12 |
| ▲3.2 | 2.3 | 1.5 | ▲3.0 | 1.0 | ▲7.6 | ▲6.9 | 0.4 | 58.8 | 12.0 | ▲5.9 | ▲4.2 | 平. 14 |
| ▲4.5 | ▲3.0 | ▲1.5 | 4.6 | 8.8 | 10.4 | 3.8 | ▲1.2 | 54.8 | ▲3.4 | 1.5 | ▲4.3 | 15 |
| ▲2.0 | 5.0 | ▲0.3 | ▲8.2 | 3.2 | 8.5 | 7.8 | 0.8 | ▲3.7 | ▲1.8 | ▲0.5 | ▲8.2 | 16 |
| ▲0.8 | 0.5 | 1.7 | ▲6.6 | ▲0.4 | 8.5 | 1.6 | ▲1.1 | ▲19.6 | ▲5.9 | 1.3 | ▲7.3 | 17 |
| 0.3 | 4.5 | ▲1.6 | ▲10.3 | ▲3.0 | 1.6 | 3.4 | ▲3.1 | ▲21.9 | ▲13.2 | 2.3 | 15.5 | 18 |
| 0.3 | ▲0.9 | 4.0 | 2.1 | ▲4.8 | ▲4.5 | 5.4 | ▲7.3 | ▲7.5 | ▲8.3 | ▲5.6 | 3.2 | 19 |
| 1.2 | 7.7 | 5.9 | 11.8 | ▲3.4 | ▲1.8 | ▲2.5 | ▲8.4 | 10.9 | 1.6 | ▲1.9 | 4.1 | 20 |
| 2.1 | 5.2 | 10.6 | ▲4.5 | 3.8 | 4.2 | 8.8 | ▲1.3 | 18.3 | ▲4.6 | 5.0 | 4.6 | 平22.1 |
| 3.7 | 5.5 | 11.5 | ▲3.0 | 5.4 | 7.0 | 10.3 | ▲0.2 | 17.1 | 1.5 | 3.7 | 7.3 | 2 |
| | | | | | | | | | | | | 3 |
| | | | | | | | | | | | | 4 |
| | | | | | | | | | | | | 5 |
| | | | | | | | | | | | | 6 |
| | | | | | | | | | | | | 7 |
| | | | | | | | | | | | | 8 |
| | | | | | | | | | | | | 9 |
| | | | | | | | | | | | | 10 |
| | | | | | | | | | | | | 11 |
| | | | | | | | | | | | | 12 |
| 259 | 216 | 231 | 175 | — | 95 | 102 | 102 | 130 | 125 | — | 128 | 平. 14 |
| 253 | 222 | 227 | 171 | — | 95 | 100 | 100 | 136 | 128 | — | 127 | 15 |
| 248 | 213 | 223 | 184 | — | 93 | 101 | 99 | 141 | 129 | — | 123 | 16 |
| 247 | 211 | 221 | 173 | — | 90 | 99 | 97 | 142 | 127 | — | 121 | 17 |
| 244 | 210 | 215 | 170 | — | 92 | 99 | 96 | 141 | 126 | — | 121 | 18 |
| 243 | 208 | 216 | 157 | — | 98 | 103 | 95 | 138 | 124 | — | 122 | 19 |
| 241 | 204 | 217 | 161 | — | 99 | 106 | 95 | 136 | 131 | — | 120 | 20 |
| 235 | 201 | 225 | 160 | — | 92 | 104 | 91 | 136 | 134 | — | 118 | 21 |
| 231 | 208 | 233 | 150 | — | 89 | 103 | 90 | 137 | 130 | — | 119 | 平22.1 |
| 228 | 203 | 227 | 148 | — | 88 | 103 | 89 | 137 | 137 | — | 118 | 2 |
| | | | | | | | | | | | | 3 |
| | | | | | | | | | | | | 4 |
| | | | | | | | | | | | | 5 |
| | | | | | | | | | | | | 6 |
| | | | | | | | | | | | | 7 |
| | | | | | | | | | | | | 8 |
| | | | | | | | | | | | | 9 |
| | | | | | | | | | | | | 10 |
| | | | | | | | | | | | | 11 |
| | | | | | | | | | | | | 12 |
| ▲2.3 | 2.8 | ▲1.7 | ▲2.5 | — | ▲0.3 | ▲1.1 | ▲1.5 | 4.3 | 2.8 | — | ▲1.2 | 平. 14 |
| ▲1.9 | ▲4.0 | ▲1.7 | 7.5 | — | ▲1.7 | 0.2 | ▲1.1 | 3.9 | 1.1 | — | ▲2.7 | 15 |
| ▲0.5 | ▲1.1 | ▲1.1 | ▲5.8 | — | ▲3.4 | ▲2.1 | ▲1.7 | 0.6 | ▲1.8 | — | ▲2.1 | 16 |
| ▲1.1 | ▲0.6 | ▲2.4 | ▲2.1 | — | 2.5 | 0.6 | ▲1.4 | ▲0.6 | ▲0.8 | — | 0.7 | 17 |
| ▲0.5 | ▲1.1 | 0.3 | ▲7.3 | — | 6.4 | 4.1 | ▲0.8 | ▲2.1 | ▲1.6 | — | 0.2 | 18 |
| ▲0.7 | ▲1.7 | 0.6 | 2.1 | — | 1.2 | 2.8 | ▲0.7 | ▲1.4 | 5.8 | — | ▲1.4 | 19 |
| ▲2.5 | ▲1.3 | 3.4 | ▲0.1 | — | ▲6.7 | ▲2.0 | ▲3.7 | ▲0.6 | 1.7 | — | ▲1.6 | 20 |
| ▲3.4 | ▲3.4 | 3.6 | ▲11.7 | — | ▲6.9 | ▲1.3 | ▲4.9 | ▲1.2 | ▲1.6 | — | ▲1.9 | 平22.1 |
| ▲2.9 | ▲0.5 | 1.3 | ▲8.6 | — | ▲5.8 | ▲1.7 | ▲4.1 | ▲0.7 | ▲0.5 | — | ▲0.7 | 2 |
| | | | | | | | | | | | | 3 |
| | | | | | | | | | | | | 4 |
| | | | | | | | | | | | | 5 |
| | | | | | | | | | | | | 6 |
| | | | | | | | | | | | | 7 |
| | | | | | | | | | | | | 8 |
| | | | | | | | | | | | | 9 |
| | | | | | | | | | | | | 10 |
| | | | | | | | | | | | | 11 |
| | | | | | | | | | | | | 12 |

| 区分 年月 | 飲 | | | | | | | | | | | |
|----------|-------------|--------------|--------|--------|--------|----------------|-------------|--------------|--------------|-------------|-------|-------------|
| | 炭酸 フレーバー | 果汁100% 飲料 | 果汁飲料 | 果肉飲料 | 紅茶ドリンク | 日本茶・ 麦茶ドリンク | 中国茶 ドリンク | その他 茶ドリンク | コーヒー ドリンク | ココア ドリンク | 乳酸飲料 | その他 清涼飲料 |
| 千人当たり販売額 | | | | | | | | | | | | |
| 平. 14 | 5,488 | 5,112 | 4,022 | 86 | 1,726 | 5,160 | 3,076 | 4,214 | 10,078 | 168 | 2,081 | 1,219 |
| 15 | 5,040 | 4,946 | 2,974 | 73 | 1,807 | 4,766 | 2,848 | 3,639 | 9,105 | 257 | 1,977 | 1,234 |
| 16 | 5,598 | 5,466 | 3,034 | 62 | 1,964 | 5,833 | 2,531 | 3,945 | 9,230 | 297 | 1,854 | 991 |
| 17 | 5,680 | 5,495 | 2,576 | 64 | 1,912 | 7,174 | 2,357 | 3,143 | 9,407 | 229 | 1,686 | 1,014 |
| 18 | 5,859 | 5,444 | 2,341 | 62 | 2,136 | 7,062 | 2,510 | 3,207 | 9,561 | 206 | 1,603 | 1,091 |
| 19 | 5,987 | 5,084 | 2,290 | 28 | 2,327 | 7,014 | 2,791 | 3,628 | 9,959 | 225 | 1,805 | 1,254 |
| 20 | 6,084 | 4,552 | 2,071 | 44 | 2,475 | 6,668 | 2,394 | 3,286 | 9,404 | 184 | 1,813 | 1,071 |
| 21 | 6,859 | 4,463 | 1,968 | 52 | 2,475 | 6,331 | 2,181 | 2,987 | 9,393 | 155 | 1,802 | 1,045 |
| 平22.1 | 6,179 | 4,108 | 1,729 | 51 | 2,396 | 5,112 | 1,988 | 2,468 | 7,581 | 228 | 1,352 | 991 |
| 2 | 5,597 | 3,974 | 1,879 | 63 | 2,431 | 4,889 | 1,796 | 2,485 | 7,438 | 247 | 1,528 | 843 |
| 3 | | | | | | | | | | | | |
| 4 | | | | | | | | | | | | |
| 5 | | | | | | | | | | | | |
| 6 | | | | | | | | | | | | |
| 7 | | | | | | | | | | | | |
| 8 | | | | | | | | | | | | |
| 9 | | | | | | | | | | | | |
| 10 | | | | | | | | | | | | |
| 11 | | | | | | | | | | | | |
| 12 | | | | | | | | | | | | |
| 前年同月比 | | | | | | | | | | | | |
| 平. 14 | | | | | | | | | | | | |
| 15 | ▲ 8.2 | ▲ 3.2 | ▲ 26.1 | ▲ 15.5 | 4.7 | ▲ 7.6 | ▲ 7.4 | ▲ 13.7 | ▲ 9.7 | 52.6 | ▲ 5.0 | 1.3 |
| 16 | 11.1 | 10.5 | 2.0 | ▲ 14.3 | 8.7 | 22.4 | ▲ 11.1 | 8.4 | 1.4 | 15.5 | ▲ 6.2 | ▲ 19.7 |
| 17 | 1.5 | 0.5 | ▲ 15.1 | 2.7 | ▲ 2.7 | 23.0 | ▲ 6.8 | ▲ 20.3 | 1.9 | ▲ 22.9 | ▲ 9.1 | 2.3 |
| 18 | 3.2 | ▲ 0.9 | ▲ 9.1 | ▲ 3.9 | 11.7 | ▲ 1.6 | 6.5 | 2.0 | 1.6 | ▲ 9.9 | ▲ 4.9 | 7.6 |
| 19 | 2.2 | ▲ 6.6 | ▲ 2.2 | ▲ 53.7 | 9.0 | ▲ 0.7 | 11.2 | 13.1 | 4.2 | 9.3 | 12.6 | 15.0 |
| 20 | 1.6 | ▲ 10.5 | ▲ 9.6 | 53.2 | 6.4 | ▲ 4.9 | ▲ 14.2 | ▲ 9.4 | ▲ 5.6 | ▲ 18.5 | 0.4 | ▲ 14.6 |
| 21 | 12.7 | ▲ 1.9 | ▲ 5.0 | 19.9 | ▲ 0.0 | ▲ 5.1 | ▲ 8.9 | ▲ 9.1 | ▲ 0.1 | ▲ 15.5 | ▲ 0.6 | ▲ 2.4 |
| 平22.1 | 26.1 | 8.0 | 2.3 | 103.8 | 7.2 | 4.0 | 6.1 | ▲ 0.8 | 8.1 | ▲ 6.9 | ▲ 0.2 | ▲ 2.3 |
| 2 | 25.6 | 3.6 | 7.5 | ▲ 3.3 | 14.9 | ▲ 0.3 | ▲ 0.6 | ▲ 5.2 | 5.9 | ▲ 10.5 | ▲ 0.6 | ▲ 8.3 |
| 3 | | | | | | | | | | | | |
| 4 | | | | | | | | | | | | |
| 5 | | | | | | | | | | | | |
| 6 | | | | | | | | | | | | |
| 7 | | | | | | | | | | | | |
| 8 | | | | | | | | | | | | |
| 9 | | | | | | | | | | | | |
| 10 | | | | | | | | | | | | |
| 11 | | | | | | | | | | | | |
| 12 | | | | | | | | | | | | |
| 小売価格 | | | | | | | | | | | | |
| 平. 14 | 120 | 131 | 112 | 91 | 120 | 119 | 137 | 135 | 104 | 110 | 157 | 122 |
| 15 | 125 | 131 | 112 | 96 | 119 | 119 | 133 | 141 | 102 | 127 | 153 | 125 |
| 16 | 121 | 130 | 115 | 97 | 118 | 121 | 131 | 136 | 104 | 115 | 149 | 125 |
| 17 | 119 | 129 | 115 | 96 | 116 | 120 | 131 | 139 | 104 | 116 | 146 | 131 |
| 18 | 118 | 129 | 115 | 98 | 112 | 121 | 135 | 139 | 107 | 109 | 142 | 128 |
| 19 | 119 | 132 | 117 | 113 | 110 | 122 | 150 | 138 | 110 | 104 | 142 | 128 |
| 20 | 117 | 132 | 118 | 108 | 109 | 121 | 149 | 139 | 110 | 106 | 143 | 134 |
| 21 | 118 | 128 | 116 | 93 | 107 | 119 | 146 | 137 | 108 | 106 | 141 | 129 |
| 平22.1 | 116 | 127 | 116 | 90 | 107 | 122 | 147 | 138 | 107 | 106 | 140 | 147 |
| 2 | 115 | 126 | 112 | 91 | 105 | 120 | 147 | 139 | 107 | 103 | 142 | 139 |
| 3 | | | | | | | | | | | | |
| 4 | | | | | | | | | | | | |
| 5 | | | | | | | | | | | | |
| 6 | | | | | | | | | | | | |
| 7 | | | | | | | | | | | | |
| 8 | | | | | | | | | | | | |
| 9 | | | | | | | | | | | | |
| 10 | | | | | | | | | | | | |
| 11 | | | | | | | | | | | | |
| 12 | | | | | | | | | | | | |
| 前年同月比 | | | | | | | | | | | | |
| 平. 14 | | | | | | | | | | | | |
| 15 | 3.9 | 0.1 | 0.4 | 5.3 | ▲ 0.5 | 0.1 | ▲ 2.8 | 4.5 | ▲ 1.8 | 15.9 | ▲ 2.4 | 2.6 |
| 16 | ▲ 3.6 | ▲ 0.3 | 2.1 | 1.3 | ▲ 1.5 | 1.8 | ▲ 1.2 | ▲ 3.5 | 1.8 | ▲ 9.6 | ▲ 2.2 | ▲ 0.5 |
| 17 | ▲ 1.3 | ▲ 1.0 | ▲ 0.1 | ▲ 0.9 | ▲ 1.6 | ▲ 0.9 | 0.1 | 1.9 | ▲ 0.1 | 1.4 | ▲ 2.3 | 4.8 |
| 18 | ▲ 0.5 | ▲ 0.0 | 0.6 | 1.7 | ▲ 3.3 | 0.9 | 3.1 | 0.2 | 2.6 | ▲ 6.1 | ▲ 2.8 | ▲ 1.9 |
| 19 | 0.9 | 2.4 | 1.8 | 15.8 | ▲ 1.4 | 0.8 | 10.5 | ▲ 0.6 | 3.1 | ▲ 4.6 | ▲ 0.1 | 0.1 |
| 20 | ▲ 2.3 | 0.1 | 0.5 | ▲ 4.7 | ▲ 1.1 | ▲ 1.0 | ▲ 0.3 | 0.9 | 0.0 | 1.7 | 0.7 | 4.4 |
| 21 | 0.8 | ▲ 3.3 | ▲ 2.0 | ▲ 13.6 | ▲ 2.0 | ▲ 1.5 | ▲ 2.2 | ▲ 1.6 | ▲ 1.5 | ▲ 0.2 | ▲ 1.3 | ▲ 4.0 |
| 平22.1 | 1.4 | ▲ 7.5 | ▲ 3.5 | ▲ 9.5 | ▲ 1.1 | 0.1 | ▲ 3.3 | ▲ 1.9 | ▲ 0.7 | ▲ 3.7 | ▲ 0.7 | ▲ 0.4 |
| 2 | 0.4 | ▲ 6.5 | ▲ 5.4 | ▲ 5.0 | ▲ 2.5 | 1.2 | ▲ 0.7 | ▲ 2.9 | ▲ 0.9 | 0.2 | 3.0 | ▲ 5.0 |
| 3 | | | | | | | | | | | | |
| 4 | | | | | | | | | | | | |
| 5 | | | | | | | | | | | | |
| 6 | | | | | | | | | | | | |
| 7 | | | | | | | | | | | | |
| 8 | | | | | | | | | | | | |
| 9 | | | | | | | | | | | | |
| 10 | | | | | | | | | | | | |
| 11 | | | | | | | | | | | | |
| 12 | | | | | | | | | | | | |

単位「千人当たり販売額、小売価格：円
前年同月比：％」

| 料 | (つづき) | | | | | | | | | | | 区分 年月 |
|--------|--------------|--------|--------|--------------|--------|------------|-------------|-------------|----------------|---------------|-------|----------|
| | ピネガー ドリンク | 水 | 炭酸水 | スポーツ ドリンク | 栄養ドリンク | 野菜 ジュース | トマト ジュース | その他 果実飲料 | インスタント コーヒー | レギュラー コーヒー | ココア | |
| 718 | 2,003 | 161 | 4,765 | 7,961 | 4,147 | 782 | 992 | 7,230 | 2,855 | 947 | 1,184 | 平. 14 |
| 946 | 2,164 | 139 | 4,412 | 7,042 | 3,875 | 647 | 619 | 7,282 | 2,761 | 1,438 | 1,238 | 15 |
| 1,761 | 2,211 | 126 | 4,659 | 6,376 | 3,936 | 651 | 579 | 6,704 | 2,509 | 1,350 | 1,143 | 16 |
| 1,612 | 2,576 | 123 | 4,560 | 5,812 | 4,571 | 620 | 591 | 6,380 | 2,609 | 1,155 | 1,158 | 17 |
| 1,477 | 2,857 | 115 | 4,737 | 5,692 | 5,538 | 583 | 698 | 6,264 | 2,677 | 959 | 1,112 | 18 |
| 1,093 | 2,995 | 117 | 4,752 | 5,739 | 6,112 | 474 | 861 | 6,120 | 2,771 | 839 | 1,114 | 19 |
| 817 | 2,884 | 114 | 4,047 | 5,300 | 5,031 | 422 | 816 | 6,309 | 2,904 | 835 | 1,207 | 20 |
| 718 | 2,759 | 156 | 3,701 | 4,895 | 4,670 | 461 | 722 | 6,410 | 2,917 | 844 | 1,234 | 21 |
| 610 | 2,384 | 174 | 2,602 | 3,761 | 4,246 | 445 | 658 | 7,184 | 3,351 | 1,639 | 1,781 | 平22.1 |
| 608 | 2,257 | 180 | 2,472 | 3,864 | 4,134 | 439 | 649 | 7,592 | 3,386 | 1,704 | 1,763 | 2 |
| | | | | | | | | | | | | 3 |
| | | | | | | | | | | | | 4 |
| | | | | | | | | | | | | 5 |
| | | | | | | | | | | | | 6 |
| | | | | | | | | | | | | 7 |
| | | | | | | | | | | | | 8 |
| | | | | | | | | | | | | 9 |
| | | | | | | | | | | | | 10 |
| | | | | | | | | | | | | 11 |
| | | | | | | | | | | | | 12 |
| 31.7 | 8.0 | ▲ 13.3 | ▲ 7.4 | ▲ 11.5 | ▲ 6.6 | ▲ 17.2 | ▲ 37.6 | 0.7 | ▲ 3.3 | 51.8 | 4.5 | 平. 14 |
| 86.2 | 2.2 | ▲ 9.6 | 5.6 | ▲ 9.5 | 1.6 | 0.5 | ▲ 6.5 | ▲ 7.9 | ▲ 9.1 | ▲ 6.1 | ▲ 7.7 | 15 |
| ▲ 8.5 | 16.5 | ▲ 2.2 | ▲ 2.1 | ▲ 8.8 | 16.1 | ▲ 4.7 | 2.2 | ▲ 4.8 | 4.0 | ▲ 14.5 | 1.3 | 16 |
| ▲ 8.3 | 10.9 | ▲ 6.6 | 3.9 | ▲ 2.1 | 21.1 | ▲ 6.1 | 18.0 | ▲ 1.8 | 2.6 | ▲ 17.0 | ▲ 4.0 | 17 |
| ▲ 26.0 | 4.8 | 1.4 | 0.3 | 0.8 | 10.4 | ▲ 18.6 | 23.4 | ▲ 2.3 | 3.5 | ▲ 12.4 | 0.2 | 18 |
| ▲ 25.2 | ▲ 3.7 | ▲ 2.4 | ▲ 14.8 | ▲ 7.6 | ▲ 17.7 | ▲ 11.1 | ▲ 5.3 | 3.1 | 4.8 | ▲ 0.5 | 8.4 | 19 |
| ▲ 12.2 | ▲ 4.3 | 37.3 | ▲ 8.6 | ▲ 7.6 | ▲ 7.2 | 9.5 | ▲ 11.5 | 1.6 | 0.4 | 1.1 | 2.3 | 20 |
| 5.3 | 1.6 | 77.8 | ▲ 9.7 | ▲ 3.6 | ▲ 0.6 | 22.1 | ▲ 19.1 | 7.3 | 3.9 | 15.1 | 3.9 | 平22.1 |
| 0.6 | ▲ 2.4 | 79.0 | ▲ 5.0 | ▲ 6.4 | ▲ 3.8 | 15.2 | ▲ 12.8 | 6.7 | 2.3 | 5.1 | 4.1 | 2 |
| | | | | | | | | | | | | 3 |
| | | | | | | | | | | | | 4 |
| | | | | | | | | | | | | 5 |
| | | | | | | | | | | | | 6 |
| | | | | | | | | | | | | 7 |
| | | | | | | | | | | | | 8 |
| | | | | | | | | | | | | 9 |
| | | | | | | | | | | | | 10 |
| | | | | | | | | | | | | 11 |
| | | | | | | | | | | | | 12 |
| 208 | 152 | 100 | 136 | 210 | 161 | 166 | 132 | 465 | 398 | 288 | 293 | 平. 14 |
| 212 | 144 | 98 | 135 | 210 | 159 | 162 | 136 | 449 | 392 | 310 | 290 | 15 |
| 218 | 133 | 98 | 132 | 215 | 156 | 162 | 135 | 430 | 381 | 319 | 285 | 16 |
| 194 | 132 | 93 | 132 | 213 | 153 | 162 | 133 | 420 | 376 | 311 | 285 | 17 |
| 205 | 129 | 92 | 133 | 215 | 150 | 159 | 122 | 409 | 380 | 295 | 284 | 18 |
| 201 | 127 | 93 | 137 | 224 | 147 | 155 | 120 | 396 | 390 | 286 | 282 | 19 |
| 194 | 121 | 93 | 134 | 221 | 149 | 152 | 118 | 398 | 395 | 289 | 276 | 20 |
| 192 | 116 | 92 | 134 | 220 | 146 | 150 | 116 | 375 | 390 | 287 | 280 | 21 |
| 191 | 115 | 91 | 132 | 205 | 140 | 140 | 122 | 345 | 383 | 284 | 282 | 平22.1 |
| 191 | 114 | 90 | 132 | 209 | 140 | 141 | 123 | 354 | 384 | 277 | 281 | 2 |
| | | | | | | | | | | | | 3 |
| | | | | | | | | | | | | 4 |
| | | | | | | | | | | | | 5 |
| | | | | | | | | | | | | 6 |
| | | | | | | | | | | | | 7 |
| | | | | | | | | | | | | 8 |
| | | | | | | | | | | | | 9 |
| | | | | | | | | | | | | 10 |
| | | | | | | | | | | | | 11 |
| | | | | | | | | | | | | 12 |
| 1.9 | ▲ 5.3 | ▲ 2.2 | ▲ 1.1 | 0.2 | ▲ 1.4 | ▲ 2.0 | 3.1 | ▲ 3.3 | ▲ 1.5 | 7.5 | ▲ 1.0 | 平. 14 |
| 2.8 | ▲ 7.2 | 0.2 | ▲ 1.9 | 2.4 | ▲ 1.7 | ▲ 0.3 | ▲ 0.4 | ▲ 4.2 | ▲ 2.9 | 3.1 | ▲ 1.8 | 15 |
| ▲ 10.7 | ▲ 1.0 | ▲ 5.3 | ▲ 0.4 | ▲ 1.2 | ▲ 2.2 | ▲ 0.1 | ▲ 1.5 | ▲ 2.5 | ▲ 1.2 | ▲ 2.6 | 0.3 | 16 |
| 5.7 | ▲ 1.8 | ▲ 0.8 | 1.1 | 1.2 | ▲ 1.6 | ▲ 1.8 | ▲ 8.4 | ▲ 2.7 | 1.0 | ▲ 5.2 | ▲ 0.4 | 17 |
| ▲ 2.3 | ▲ 1.8 | 0.5 | 3.1 | 3.9 | ▲ 2.5 | ▲ 2.6 | ▲ 1.7 | ▲ 3.0 | 2.7 | ▲ 2.8 | ▲ 0.7 | 18 |
| ▲ 3.2 | ▲ 4.6 | 0.4 | ▲ 2.7 | ▲ 1.4 | 1.5 | ▲ 2.0 | ▲ 1.7 | 0.5 | 1.3 | 0.8 | ▲ 2.2 | 19 |
| ▲ 1.3 | ▲ 4.1 | ▲ 1.3 | 0.2 | ▲ 0.3 | ▲ 1.6 | ▲ 1.2 | ▲ 1.5 | ▲ 5.8 | ▲ 1.2 | ▲ 0.8 | 1.2 | 20 |
| 2.9 | ▲ 2.1 | ▲ 2.6 | ▲ 0.5 | 0.2 | ▲ 5.5 | ▲ 7.1 | ▲ 5.1 | ▲ 6.8 | ▲ 3.4 | ▲ 1.2 | 0.0 | 平22.1 |
| 2.6 | ▲ 3.3 | ▲ 3.0 | ▲ 1.8 | ▲ 1.0 | ▲ 6.5 | ▲ 7.2 | ▲ 1.1 | ▲ 7.1 | ▲ 1.8 | ▲ 0.7 | ▲ 1.6 | 2 |
| | | | | | | | | | | | | 3 |
| | | | | | | | | | | | | 4 |
| | | | | | | | | | | | | 5 |
| | | | | | | | | | | | | 6 |
| | | | | | | | | | | | | 7 |
| | | | | | | | | | | | | 8 |
| | | | | | | | | | | | | 9 |
| | | | | | | | | | | | | 10 |
| | | | | | | | | | | | | 11 |
| | | | | | | | | | | | | 12 |

| 区分 年月 | 飲料 (つづき) | | | | | 菓 | | | | | | |
|----------|----------|--------|--------|--------|---------|---------|------------|-------|-------------|---------|-------|--------|
| | 日本茶 | 麦茶 | 中国茶 | その他の茶類 | その他嗜好飲料 | チョコレート | ビスケット・クッキー | 米菓 | キャンディ・キャラメル | チューインガム | スナック | |
| 千人当たり販売額 | | | | | | | | | | | | |
| 平. 14 | 3,938 | 1,023 | 395 | 630 | 379 | 102,711 | 13,036 | 7,265 | 10,641 | 8,015 | 3,973 | 9,992 |
| 15 | 4,094 | 758 | 351 | 728 | 446 | 102,822 | 13,751 | 7,682 | 10,813 | 8,401 | 4,279 | 9,852 |
| 16 | 3,949 | 767 | 306 | 705 | 436 | 103,417 | 12,897 | 7,552 | 9,985 | 8,241 | 4,346 | 9,804 |
| 17 | 4,111 | 728 | 274 | 764 | 468 | 101,261 | 12,559 | 7,267 | 9,764 | 8,026 | 4,102 | 9,477 |
| 18 | 4,143 | 687 | 226 | 847 | 446 | 101,182 | 12,701 | 7,215 | 9,803 | 7,805 | 3,926 | 9,332 |
| 19 | 4,089 | 692 | 248 | 766 | 422 | 102,561 | 12,426 | 6,906 | 10,059 | 7,782 | 3,692 | 9,539 |
| 20 | 3,905 | 740 | 233 | 650 | 445 | 102,794 | 12,359 | 7,447 | 10,151 | 7,849 | 3,433 | 10,259 |
| 21 | 3,849 | 722 | 249 | 584 | 463 | 103,112 | 12,000 | 7,716 | 9,945 | 7,733 | 3,328 | 10,497 |
| 平22.1 | 4,719 | 468 | 266 | 746 | 1,068 | 103,039 | 14,872 | 7,891 | 10,470 | 7,828 | 3,263 | 11,157 |
| 2 | 4,780 | 453 | 255 | 701 | 932 | 114,469 | 23,524 | 9,031 | 11,487 | 8,086 | 3,220 | 10,990 |
| 3 | | | | | | | | | | | | |
| 4 | | | | | | | | | | | | |
| 5 | | | | | | | | | | | | |
| 6 | | | | | | | | | | | | |
| 7 | | | | | | | | | | | | |
| 8 | | | | | | | | | | | | |
| 9 | | | | | | | | | | | | |
| 10 | | | | | | | | | | | | |
| 11 | | | | | | | | | | | | |
| 12 | | | | | | | | | | | | |
| 前年同月比 | | | | | | | | | | | | |
| 平. 14 | | | | | | | | | | | | |
| 15 | ▲ 3.9 | ▲ 25.8 | ▲ 11.1 | 15.6 | 17.6 | 0.1 | 5.5 | 5.7 | 1.6 | 4.8 | 7.7 | ▲ 1.4 |
| 16 | ▲ 3.5 | 1.1 | ▲ 12.8 | ▲ 3.1 | ▲ 2.3 | 0.6 | ▲ 6.2 | ▲ 1.7 | ▲ 7.7 | ▲ 1.9 | 1.6 | ▲ 0.5 |
| 17 | 4.1 | ▲ 5.1 | ▲ 10.6 | 8.4 | 7.4 | ▲ 2.1 | ▲ 2.6 | ▲ 3.8 | ▲ 2.2 | ▲ 2.6 | ▲ 5.6 | ▲ 3.3 |
| 18 | 0.8 | ▲ 5.6 | ▲ 17.6 | 10.8 | ▲ 4.8 | ▲ 0.1 | 1.1 | ▲ 0.7 | 0.4 | ▲ 2.8 | ▲ 4.3 | ▲ 1.5 |
| 19 | ▲ 1.3 | 0.7 | 9.8 | ▲ 9.6 | ▲ 5.3 | 1.4 | ▲ 2.2 | ▲ 4.3 | 2.6 | ▲ 0.3 | ▲ 6.0 | 2.2 |
| 20 | ▲ 4.5 | 6.9 | ▲ 5.9 | ▲ 15.1 | 5.4 | 0.2 | ▲ 0.5 | 7.8 | 0.9 | 0.9 | ▲ 7.0 | 7.5 |
| 21 | ▲ 1.4 | ▲ 2.3 | 7.0 | ▲ 10.1 | 4.0 | 0.3 | ▲ 2.9 | 3.6 | ▲ 2.0 | ▲ 1.5 | ▲ 3.1 | 2.3 |
| 平22.1 | 3.7 | 10.2 | 18.2 | ▲ 6.4 | 2.8 | ▲ 0.5 | ▲ 0.3 | 2.4 | ▲ 0.8 | ▲ 5.8 | ▲ 1.9 | ▲ 0.3 |
| 2 | 4.1 | 6.0 | 11.8 | ▲ 3.6 | 21.7 | 0.1 | 0.3 | 8.0 | 1.5 | ▲ 5.5 | ▲ 2.2 | ▲ 3.8 |
| 3 | | | | | | | | | | | | |
| 4 | | | | | | | | | | | | |
| 5 | | | | | | | | | | | | |
| 6 | | | | | | | | | | | | |
| 7 | | | | | | | | | | | | |
| 8 | | | | | | | | | | | | |
| 9 | | | | | | | | | | | | |
| 10 | | | | | | | | | | | | |
| 11 | | | | | | | | | | | | |
| 12 | | | | | | | | | | | | |
| 小売価格 | | | | | | | | | | | | |
| 平. 14 | 432 | 207 | 351 | 375 | 193 | — | 132 | 138 | 163 | 115 | 113 | 95 |
| 15 | 427 | 211 | 364 | 362 | 189 | — | 137 | 140 | 162 | 116 | 122 | 96 |
| 16 | 420 | 202 | 293 | 386 | 198 | — | 138 | 139 | 162 | 117 | 131 | 95 |
| 17 | 419 | 203 | 351 | 353 | 198 | — | 137 | 141 | 161 | 118 | 140 | 96 |
| 18 | 418 | 201 | 333 | 317 | 199 | — | 138 | 142 | 161 | 119 | 140 | 96 |
| 19 | 412 | 200 | 326 | 363 | 201 | — | 137 | 140 | 160 | 118 | 139 | 97 |
| 20 | 407 | 200 | 339 | 353 | 195 | — | 142 | 143 | 158 | 119 | 137 | 99 |
| 21 | 393 | 199 | 356 | 347 | 191 | — | 139 | 144 | 155 | 120 | 137 | 101 |
| 平22.1 | 375 | 210 | 357 | 342 | 181 | — | 141 | 143 | 156 | 121 | 141 | 102 |
| 2 | 378 | 207 | 354 | 338 | 193 | — | 160 | 141 | 153 | 122 | 141 | 101 |
| 3 | | | | | | | | | | | | |
| 4 | | | | | | | | | | | | |
| 5 | | | | | | | | | | | | |
| 6 | | | | | | | | | | | | |
| 7 | | | | | | | | | | | | |
| 8 | | | | | | | | | | | | |
| 9 | | | | | | | | | | | | |
| 10 | | | | | | | | | | | | |
| 11 | | | | | | | | | | | | |
| 12 | | | | | | | | | | | | |
| 前年同月比 | | | | | | | | | | | | |
| 平. 14 | | | | | | | | | | | | |
| 15 | ▲ 1.2 | 2.3 | 3.6 | ▲ 3.4 | ▲ 2.2 | — | 4.3 | 1.4 | ▲ 0.9 | 0.8 | 8.0 | 1.0 |
| 16 | ▲ 1.6 | ▲ 4.5 | ▲ 19.5 | 6.4 | 4.7 | — | 0.2 | ▲ 0.6 | 0.2 | 0.9 | 7.4 | ▲ 0.7 |
| 17 | ▲ 0.2 | 0.4 | 19.7 | ▲ 8.6 | 0.3 | — | ▲ 0.2 | 1.2 | ▲ 0.4 | 1.3 | 6.5 | 1.1 |
| 18 | ▲ 0.2 | ▲ 1.0 | ▲ 5.0 | ▲ 10.1 | 0.2 | — | 0.2 | 0.6 | ▲ 0.5 | 0.5 | 0.0 | ▲ 0.1 |
| 19 | ▲ 1.5 | ▲ 0.3 | ▲ 2.3 | 14.5 | 1.4 | — | ▲ 0.4 | ▲ 1.3 | ▲ 0.5 | ▲ 1.1 | ▲ 0.7 | 1.6 |
| 20 | ▲ 1.3 | ▲ 0.2 | 3.9 | ▲ 2.9 | ▲ 3.1 | — | 3.4 | 2.4 | ▲ 1.2 | 1.4 | ▲ 1.2 | 1.2 |
| 21 | ▲ 3.3 | ▲ 0.1 | 5.1 | ▲ 1.6 | ▲ 2.0 | — | ▲ 1.7 | 0.3 | ▲ 1.5 | 0.5 | ▲ 0.3 | 2.5 |
| 平22.1 | ▲ 3.0 | ▲ 2.2 | 0.2 | ▲ 1.9 | 2.6 | — | ▲ 1.8 | ▲ 2.0 | ▲ 2.3 | ▲ 2.4 | 1.1 | ▲ 0.3 |
| 2 | ▲ 2.6 | ▲ 2.5 | ▲ 2.0 | ▲ 1.3 | 3.2 | — | ▲ 3.7 | ▲ 2.2 | ▲ 2.9 | ▲ 2.2 | 0.1 | ▲ 3.8 |
| 3 | | | | | | | | | | | | |
| 4 | | | | | | | | | | | | |
| 5 | | | | | | | | | | | | |
| 6 | | | | | | | | | | | | |
| 7 | | | | | | | | | | | | |
| 8 | | | | | | | | | | | | |
| 9 | | | | | | | | | | | | |
| 10 | | | | | | | | | | | | |
| 11 | | | | | | | | | | | | |
| 12 | | | | | | | | | | | | |

単位 { 千人当たり販売額、小売価格：円
前年同月比：%

| 子 | | | | | | | | | | | | 区分 |
|-------|--------|--------|--------|---------|--------|-------|--------|--------|---------------|----------|-------------|-------|
| 豆菓子 | 玩具菓子 | 生菓子 | 半生菓子 | 焼菓子・油菓子 | 菓子セット | その他菓子 | その他菓子類 | デザート類 | その他デザート・ヨーグルト | ファミリーアイス | パーソナルアイスその他 | 年月 |
| 480 | 2,169 | 6,922 | 11,604 | 2,828 | 1,143 | 1,551 | 22 | 9,412 | 473 | 7,513 | 5,671 | 平. 14 |
| 502 | 2,062 | 7,385 | 12,348 | 2,780 | 989 | 1,621 | 11 | 8,412 | 451 | 6,196 | 5,286 | 15 |
| 477 | 2,060 | 7,855 | 12,650 | 2,679 | 1,234 | 1,665 | 7 | 8,714 | 415 | 6,525 | 6,309 | 16 |
| 469 | 1,741 | 8,247 | 12,575 | 2,703 | 1,206 | 1,590 | 5 | 8,817 | 329 | 6,299 | 6,085 | 17 |
| 464 | 1,604 | 8,440 | 12,807 | 2,730 | 1,102 | 1,573 | 2 | 9,072 | 317 | 6,243 | 6,047 | 18 |
| 489 | 1,597 | 8,834 | 13,720 | 2,692 | 1,038 | 1,455 | 1 | 9,322 | 207 | 6,501 | 6,302 | 19 |
| 479 | 1,321 | 9,251 | 13,592 | 2,817 | 991 | 1,325 | 1 | 8,639 | 121 | 6,577 | 6,182 | 20 |
| 542 | 1,222 | 9,599 | 14,050 | 2,953 | 1,043 | 1,295 | 1 | 8,233 | 98 | 6,635 | 6,225 | 21 |
| 1,158 | 1,367 | 9,656 | 15,250 | 2,997 | 978 | 1,048 | 1 | 6,811 | 87 | 4,203 | 4,001 | 平22.1 |
| 951 | 1,305 | 10,366 | 14,868 | 3,311 | 755 | 1,876 | 1 | 7,067 | 83 | 3,783 | 3,765 | 2 |
| | | | | | | | | | | | | 3 |
| | | | | | | | | | | | | 4 |
| | | | | | | | | | | | | 5 |
| | | | | | | | | | | | | 6 |
| | | | | | | | | | | | | 7 |
| | | | | | | | | | | | | 8 |
| | | | | | | | | | | | | 9 |
| | | | | | | | | | | | | 10 |
| | | | | | | | | | | | | 11 |
| | | | | | | | | | | | | 12 |
| 4.6 | ▲ 5.0 | 6.7 | 6.4 | ▲ 1.7 | ▲ 13.5 | 4.5 | ▲ 48.9 | ▲ 10.6 | ▲ 4.6 | ▲ 17.5 | ▲ 6.8 | 平. 14 |
| ▲ 5.0 | ▲ 0.1 | 6.4 | 2.4 | ▲ 3.6 | 24.7 | 2.8 | ▲ 35.1 | 3.6 | ▲ 8.0 | 5.3 | 19.4 | 15 |
| ▲ 1.6 | ▲ 15.5 | 5.0 | ▲ 0.6 | 0.9 | ▲ 2.3 | ▲ 4.6 | ▲ 30.9 | 1.2 | ▲ 20.9 | ▲ 3.5 | ▲ 3.6 | 16 |
| ▲ 1.1 | ▲ 7.9 | 2.3 | 1.8 | 1.0 | ▲ 8.6 | ▲ 1.1 | ▲ 66.2 | 2.9 | ▲ 3.6 | ▲ 0.9 | ▲ 0.6 | 17 |
| 5.5 | ▲ 0.4 | 4.7 | 7.1 | ▲ 1.4 | ▲ 5.8 | ▲ 7.5 | ▲ 16.8 | 2.8 | ▲ 34.8 | 4.1 | 4.2 | 18 |
| ▲ 2.0 | ▲ 17.3 | 4.7 | ▲ 0.9 | 4.6 | ▲ 4.6 | ▲ 8.9 | ▲ 7.9 | ▲ 7.3 | ▲ 41.3 | 1.2 | ▲ 1.9 | 19 |
| 13.1 | ▲ 7.5 | 3.8 | 3.4 | 4.8 | 5.3 | ▲ 2.3 | ▲ 36.1 | ▲ 4.7 | ▲ 19.3 | 0.9 | 0.7 | 20 |
| 15.9 | ▲ 1.7 | 2.3 | 1.7 | ▲ 2.9 | 0.8 | 0.2 | ▲ 4.9 | ▲ 7.8 | ▲ 11.4 | 0.4 | 1.2 | 平22.1 |
| 5.6 | ▲ 4.9 | 1.6 | 0.5 | ▲ 2.9 | ▲ 2.1 | 17.6 | 374.1 | ▲ 0.2 | ▲ 22.8 | ▲ 7.0 | 2.6 | 2 |
| | | | | | | | | | | | | 3 |
| | | | | | | | | | | | | 4 |
| | | | | | | | | | | | | 5 |
| | | | | | | | | | | | | 6 |
| | | | | | | | | | | | | 7 |
| | | | | | | | | | | | | 8 |
| | | | | | | | | | | | | 9 |
| | | | | | | | | | | | | 10 |
| | | | | | | | | | | | | 11 |
| | | | | | | | | | | | | 12 |
| 159 | 189 | 130 | 137 | 152 | 397 | 142 | 238 | 119 | 174 | 245 | 86 | 平. 14 |
| 151 | 178 | 130 | 137 | 149 | 380 | 142 | 262 | 118 | 164 | 240 | 86 | 15 |
| 150 | 173 | 129 | 137 | 148 | 421 | 141 | 333 | 117 | 158 | 237 | 84 | 16 |
| 152 | 180 | 131 | 140 | 147 | 463 | 144 | 686 | 118 | 162 | 239 | 84 | 17 |
| 155 | 174 | 130 | 140 | 149 | 479 | 144 | 1489 | 119 | 162 | 235 | 82 | 18 |
| 153 | 184 | 132 | 140 | 151 | 513 | 146 | 1334 | 120 | 175 | 235 | 79 | 19 |
| 146 | 195 | 134 | 147 | 150 | 526 | 145 | 1270 | 117 | 164 | 232 | 83 | 20 |
| 145 | 189 | 126 | 146 | 152 | 574 | 143 | 345 | 114 | 139 | 226 | 86 | 21 |
| 138 | 190 | 123 | 147 | 154 | 566 | 126 | 171 | 114 | 157 | 234 | 93 | 平22.1 |
| 140 | 181 | 122 | 141 | 147 | 356 | 146 | 138 | 112 | 149 | 230 | 91 | 2 |
| | | | | | | | | | | | | 3 |
| | | | | | | | | | | | | 4 |
| | | | | | | | | | | | | 5 |
| | | | | | | | | | | | | 6 |
| | | | | | | | | | | | | 7 |
| | | | | | | | | | | | | 8 |
| | | | | | | | | | | | | 9 |
| | | | | | | | | | | | | 10 |
| | | | | | | | | | | | | 11 |
| | | | | | | | | | | | | 12 |
| ▲ 5.5 | ▲ 5.9 | ▲ 0.4 | ▲ 0.6 | ▲ 1.8 | ▲ 4.4 | 0.6 | 9.9 | ▲ 0.8 | ▲ 6.0 | ▲ 1.9 | ▲ 0.4 | 平. 14 |
| ▲ 0.6 | ▲ 2.5 | ▲ 0.4 | 0.4 | ▲ 0.8 | 10.8 | ▲ 1.2 | 27.1 | ▲ 0.6 | ▲ 3.5 | ▲ 1.2 | ▲ 1.2 | 15 |
| 1.7 | 3.9 | 1.2 | 2.3 | ▲ 0.8 | 10.0 | 2.4 | 106.2 | 0.6 | 2.4 | 0.5 | ▲ 1.1 | 16 |
| 1.9 | ▲ 3.2 | ▲ 1.0 | ▲ 0.1 | 1.5 | 3.5 | 0.1 | 116.9 | 0.7 | 0.1 | ▲ 1.6 | ▲ 2.3 | 17 |
| ▲ 1.6 | 5.7 | 2.2 | ▲ 0.3 | 1.1 | 7.1 | 0.9 | ▲ 10.4 | 0.9 | 8.2 | 0.1 | ▲ 2.9 | 18 |
| ▲ 4.1 | 5.8 | 1.0 | 4.9 | ▲ 0.6 | 2.5 | ▲ 0.5 | ▲ 4.8 | ▲ 2.1 | ▲ 6.6 | ▲ 1.3 | 4.8 | 19 |
| ▲ 0.9 | ▲ 3.1 | ▲ 5.5 | ▲ 0.6 | 1.7 | 9.2 | ▲ 1.5 | ▲ 72.8 | ▲ 2.7 | ▲ 15.1 | ▲ 2.5 | 3.5 | 20 |
| ▲ 1.0 | ▲ 0.5 | ▲ 4.2 | ▲ 4.6 | ▲ 1.0 | ▲ 1.1 | ▲ 4.0 | ▲ 82.2 | ▲ 2.8 | 2.6 | ▲ 1.8 | 1.7 | 平22.1 |
| ▲ 1.6 | ▲ 3.9 | ▲ 3.0 | ▲ 2.9 | ▲ 1.0 | ▲ 11.3 | 5.7 | ▲ 86.1 | ▲ 2.2 | 8.4 | 2.2 | 0.2 | 2 |
| | | | | | | | | | | | | 3 |
| | | | | | | | | | | | | 4 |
| | | | | | | | | | | | | 5 |
| | | | | | | | | | | | | 6 |
| | | | | | | | | | | | | 7 |
| | | | | | | | | | | | | 8 |
| | | | | | | | | | | | | 9 |
| | | | | | | | | | | | | 10 |
| | | | | | | | | | | | | 11 |
| | | | | | | | | | | | | 12 |

| 区分 年月 | 調 | | | | | | 理 | | | | | |
|----------|------------|--------|----------------|--------|-------------|-------------|---------------|-------------|----------------|--------------|-------------|-------|
| | 冷凍畜産 素材 | 冷凍調理 | 冷凍ピザ・ グルタン類 | 冷凍麺 | 冷凍米飯 加工品 | その他 冷凍食品 | インスタント カレー | 調理済み カレー | インスタント シチュー | 調理済み シチュー | ソース ミックス | |
| 千人当たり販売額 | | | | | | | | | | | | |
| 平. 14 | 89,042 | 52 | 15,180 | 2,323 | 3,985 | 3,430 | 154 | 5,259 | 2,679 | 1,796 | 88 | 3,394 |
| 15 | 87,450 | 25 | 14,665 | 2,253 | 4,002 | 3,221 | 194 | 5,123 | 2,843 | 1,722 | 120 | 3,264 |
| 16 | 87,065 | 23 | 14,904 | 2,177 | 3,978 | 3,179 | 207 | 4,713 | 2,924 | 1,539 | 137 | 3,042 |
| 17 | 87,031 | 23 | 14,956 | 2,014 | 4,070 | 3,244 | 222 | 4,523 | 2,890 | 1,538 | 238 | 2,951 |
| 18 | 86,047 | 9 | 14,976 | 1,905 | 4,247 | 3,049 | 201 | 4,506 | 2,699 | 1,454 | 289 | 3,008 |
| 19 | 86,698 | 2 | 14,983 | 1,908 | 4,506 | 3,084 | 191 | 4,488 | 2,716 | 1,499 | 259 | 3,227 |
| 20 | 84,009 | 8 | 12,943 | 1,659 | 4,642 | 2,714 | 153 | 5,091 | 2,876 | 1,625 | 192 | 3,387 |
| 21 | 84,024 | 4 | 13,472 | 1,667 | 4,889 | 2,650 | 187 | 4,983 | 2,946 | 1,611 | 152 | 3,435 |
| 平22.1 | 96,429 | 7 | 15,655 | 1,972 | 6,005 | 2,738 | 293 | 5,220 | 3,244 | 2,486 | 194 | 3,908 |
| 2 | 91,995 | 9 | 14,853 | 1,864 | 5,804 | 2,734 | 335 | 5,028 | 2,978 | 1,920 | 171 | 3,880 |
| 3 | | | | | | | | | | | | |
| 4 | | | | | | | | | | | | |
| 5 | | | | | | | | | | | | |
| 6 | | | | | | | | | | | | |
| 7 | | | | | | | | | | | | |
| 8 | | | | | | | | | | | | |
| 9 | | | | | | | | | | | | |
| 10 | | | | | | | | | | | | |
| 11 | | | | | | | | | | | | |
| 12 | | | | | | | | | | | | |
| 前年同月比 | | | | | | | | | | | | |
| 平. 14 | | | | | | | | | | | | |
| 15 | ▲ 1.8 | ▲ 51.7 | ▲ 3.4 | ▲ 3.0 | 0.4 | ▲ 6.1 | 25.7 | ▲ 2.6 | 6.1 | ▲ 4.1 | 36.3 | ▲ 3.8 |
| 16 | ▲ 0.4 | ▲ 9.0 | 1.6 | ▲ 3.4 | ▲ 0.6 | ▲ 1.3 | 6.8 | ▲ 8.0 | 2.8 | ▲ 10.6 | 14.7 | ▲ 6.8 |
| 17 | ▲ 0.0 | ▲ 0.2 | 0.3 | ▲ 7.5 | 2.3 | 2.0 | 7.2 | ▲ 4.0 | ▲ 1.2 | ▲ 0.1 | 73.3 | ▲ 3.0 |
| 18 | ▲ 1.1 | ▲ 59.9 | 0.1 | ▲ 5.4 | 4.4 | ▲ 6.0 | ▲ 9.4 | ▲ 0.4 | ▲ 6.6 | ▲ 5.5 | 21.6 | 1.9 |
| 19 | 0.8 | ▲ 74.8 | 0.0 | 0.2 | 6.1 | 1.1 | ▲ 4.9 | ▲ 0.4 | 0.6 | 3.1 | ▲ 10.3 | 7.3 |
| 20 | ▲ 3.1 | 264.3 | ▲ 13.6 | ▲ 13.1 | 3.0 | ▲ 12.0 | ▲ 20.1 | 13.4 | 5.9 | 8.4 | ▲ 25.8 | 5.0 |
| 21 | 0.0 | ▲ 50.2 | 4.1 | 0.5 | 5.3 | ▲ 2.4 | 22.1 | ▲ 2.1 | 2.5 | ▲ 0.9 | ▲ 21.1 | 1.4 |
| 平22.1 | 4.0 | 379.9 | 12.9 | 6.2 | 6.6 | ▲ 2.9 | 56.2 | ▲ 3.8 | 3.4 | ▲ 4.5 | ▲ 27.5 | 6.6 |
| 2 | 6.1 | 564.8 | 14.0 | 5.2 | 10.8 | 2.8 | 48.9 | ▲ 4.6 | ▲ 0.8 | 0.6 | ▲ 20.7 | 9.0 |
| 3 | | | | | | | | | | | | |
| 4 | | | | | | | | | | | | |
| 5 | | | | | | | | | | | | |
| 6 | | | | | | | | | | | | |
| 7 | | | | | | | | | | | | |
| 8 | | | | | | | | | | | | |
| 9 | | | | | | | | | | | | |
| 10 | | | | | | | | | | | | |
| 11 | | | | | | | | | | | | |
| 12 | | | | | | | | | | | | |
| 小売価格 | | | | | | | | | | | | |
| 平. 14 | — | 148 | 185 | 246 | 160 | 271 | 253 | 171 | 137 | 178 | 137 | 154 |
| 15 | — | 187 | 185 | 248 | 163 | 270 | 268 | 167 | 138 | 172 | 155 | 151 |
| 16 | — | 219 | 181 | 241 | 163 | 266 | 291 | 165 | 135 | 168 | 170 | 151 |
| 17 | — | 250 | 178 | 237 | 162 | 263 | 279 | 167 | 137 | 166 | 182 | 152 |
| 18 | — | 266 | 178 | 231 | 164 | 258 | 256 | 166 | 135 | 168 | 180 | 152 |
| 19 | — | 212 | 178 | 229 | 165 | 251 | 241 | 167 | 133 | 168 | 167 | 155 |
| 20 | — | 224 | 187 | 244 | 177 | 251 | 278 | 183 | 131 | 183 | 161 | 158 |
| 21 | — | 411 | 187 | 242 | 180 | 249 | 260 | 178 | 129 | 176 | 153 | 153 |
| 平22.1 | — | 485 | 185 | 241 | 178 | 245 | 233 | 177 | 127 | 168 | 157 | 153 |
| 2 | — | 493 | 185 | 242 | 177 | 247 | 240 | 174 | 130 | 171 | 146 | 151 |
| 3 | | | | | | | | | | | | |
| 4 | | | | | | | | | | | | |
| 5 | | | | | | | | | | | | |
| 6 | | | | | | | | | | | | |
| 7 | | | | | | | | | | | | |
| 8 | | | | | | | | | | | | |
| 9 | | | | | | | | | | | | |
| 10 | | | | | | | | | | | | |
| 11 | | | | | | | | | | | | |
| 12 | | | | | | | | | | | | |
| 前年同月比 | | | | | | | | | | | | |
| 平. 14 | | | | | | | | | | | | |
| 15 | — | 26.1 | ▲ 0.2 | 0.7 | 2.2 | ▲ 0.4 | 5.9 | ▲ 2.0 | 0.8 | ▲ 3.2 | 13.0 | ▲ 1.8 |
| 16 | — | 17.1 | ▲ 2.2 | ▲ 2.8 | ▲ 0.4 | ▲ 1.7 | 8.4 | ▲ 1.6 | ▲ 1.7 | ▲ 2.7 | 9.6 | 0.1 |
| 17 | — | 14.0 | ▲ 1.5 | ▲ 1.3 | ▲ 0.2 | ▲ 1.2 | ▲ 4.1 | 1.5 | 1.4 | ▲ 0.8 | 7.4 | 0.8 |
| 18 | — | 6.7 | ▲ 0.3 | ▲ 2.7 | 1.0 | ▲ 1.8 | ▲ 8.2 | ▲ 0.5 | ▲ 2.1 | 0.8 | ▲ 1.1 | ▲ 0.3 |
| 19 | — | ▲ 20.5 | 0.2 | ▲ 1.0 | 0.7 | ▲ 2.7 | ▲ 5.7 | 0.4 | ▲ 1.1 | 0.0 | ▲ 7.2 | 2.2 |
| 20 | — | 5.8 | 5.1 | 6.9 | 7.5 | ▲ 0.1 | 15.0 | 9.4 | ▲ 1.5 | 9.2 | ▲ 4.0 | 2.0 |
| 21 | — | 83.5 | 0.0 | ▲ 1.1 | 1.2 | ▲ 0.8 | ▲ 6.2 | ▲ 2.4 | ▲ 1.6 | ▲ 4.0 | ▲ 4.5 | ▲ 3.6 |
| 平22.1 | — | ▲ 11.3 | ▲ 1.7 | ▲ 0.8 | ▲ 4.3 | ▲ 1.3 | ▲ 20.2 | ▲ 3.0 | ▲ 1.7 | ▲ 3.8 | ▲ 1.1 | ▲ 3.6 |
| 2 | — | 31.6 | ▲ 1.8 | ▲ 1.8 | ▲ 4.1 | ▲ 2.1 | ▲ 19.0 | ▲ 3.5 | 0.4 | ▲ 3.7 | ▲ 2.2 | ▲ 4.1 |
| 3 | | | | | | | | | | | | |
| 4 | | | | | | | | | | | | |
| 5 | | | | | | | | | | | | |
| 6 | | | | | | | | | | | | |
| 7 | | | | | | | | | | | | |
| 8 | | | | | | | | | | | | |
| 9 | | | | | | | | | | | | |
| 10 | | | | | | | | | | | | |
| 11 | | | | | | | | | | | | |
| 12 | | | | | | | | | | | | |

単位 { 千人当たり販売額、小売価格：円
前年同月比：%

| 中華料理 の素 | まぜ御飯 の素 | 食 | | | | | 品 | | | | | | 区分 年月 |
|------------|------------|-------|-------------|-------|-------|------------|------------|---------------|------------------|------------|-------|-------|----------|
| | | 米飯加工品 | レンジ 専用食品 | ふりかけ | お茶漬の素 | その他 調理品 | 調理用 スープ | インスタント スープ | インスタント 味噌汁・吸物 | その他 スープ | その他缶詰 | | |
| 2,831 | 3,518 | 1,982 | 442 | 2,658 | 1,004 | 710 | 978 | 3,518 | 2,462 | 73 | 333 | 平. 14 | |
| 2,771 | 3,240 | 2,177 | 531 | 2,581 | 974 | 787 | 1,004 | 3,849 | 2,454 | 89 | 308 | 15 | |
| 2,798 | 3,333 | 2,111 | 580 | 2,466 | 955 | 757 | 982 | 3,971 | 2,354 | 86 | 299 | 16 | |
| 2,656 | 3,282 | 2,298 | 490 | 2,328 | 867 | 795 | 1,017 | 4,200 | 2,336 | 92 | 270 | 17 | |
| 2,515 | 3,170 | 2,307 | 419 | 2,364 | 826 | 887 | 1,034 | 4,039 | 2,375 | 150 | 256 | 18 | |
| 2,549 | 3,100 | 2,347 | 360 | 2,331 | 832 | 1,106 | 1,055 | 4,101 | 2,327 | 131 | 255 | 19 | |
| 2,524 | 3,159 | 2,298 | 352 | 2,444 | 893 | 1,217 | 1,100 | 4,351 | 2,376 | 86 | 237 | 20 | |
| 2,473 | 3,115 | 2,302 | 321 | 2,379 | 817 | 1,300 | 1,184 | 4,085 | 2,449 | 80 | 251 | 21 | |
| 2,654 | 3,076 | 2,943 | 349 | 2,399 | 1,121 | 1,291 | 1,456 | 5,710 | 3,094 | 117 | 185 | 平22.1 | |
| 2,796 | 3,571 | 2,523 | 268 | 2,339 | 772 | 1,415 | 1,447 | 5,109 | 2,983 | 119 | 121 | 2 | |
| | | | | | | | | | | | | 3 | |
| | | | | | | | | | | | | 4 | |
| | | | | | | | | | | | | 5 | |
| | | | | | | | | | | | | 6 | |
| | | | | | | | | | | | | 7 | |
| | | | | | | | | | | | | 8 | |
| | | | | | | | | | | | | 9 | |
| | | | | | | | | | | | | 10 | |
| | | | | | | | | | | | | 11 | |
| | | | | | | | | | | | | 12 | |
| ▲ 2.1 | ▲ 7.9 | 9.9 | 20.2 | ▲ 2.9 | ▲ 3.0 | 10.8 | 2.7 | 9.4 | ▲ 0.3 | 22.5 | ▲ 7.6 | 平. 14 | |
| 1.0 | 2.8 | ▲ 3.0 | 9.2 | ▲ 4.5 | ▲ 1.9 | ▲ 3.8 | ▲ 2.2 | 3.2 | ▲ 4.1 | ▲ 3.4 | ▲ 2.9 | 15 | |
| ▲ 5.1 | ▲ 1.5 | 8.8 | ▲ 15.6 | ▲ 5.6 | ▲ 9.3 | 5.1 | 3.5 | 5.7 | ▲ 0.8 | 7.0 | ▲ 9.7 | 16 | |
| ▲ 5.3 | ▲ 3.4 | 0.4 | ▲ 14.4 | 1.5 | ▲ 4.7 | 11.5 | 1.7 | ▲ 3.8 | 1.7 | 62.4 | ▲ 5.3 | 17 | |
| 1.3 | ▲ 2.2 | 1.7 | ▲ 14.2 | ▲ 1.4 | 0.6 | 24.7 | 2.0 | 1.5 | ▲ 2.0 | ▲ 12.6 | ▲ 0.4 | 18 | |
| ▲ 0.9 | 1.9 | ▲ 2.1 | ▲ 2.3 | 4.8 | 7.3 | 10.0 | 4.2 | 6.1 | 2.1 | ▲ 34.0 | ▲ 7.1 | 19 | |
| ▲ 2.0 | ▲ 1.4 | 0.2 | ▲ 8.6 | ▲ 2.6 | ▲ 8.5 | 6.8 | 7.7 | ▲ 6.1 | 3.0 | ▲ 7.6 | 6.0 | 20 | |
| 9.0 | 1.1 | 7.8 | ▲ 9.1 | ▲ 0.2 | ▲ 1.2 | 3.2 | 5.5 | ▲ 1.0 | 6.9 | 12.5 | 8.3 | 平22.1 | |
| 8.3 | 3.3 | 14.4 | ▲ 12.9 | ▲ 2.9 | ▲ 4.6 | 13.6 | 9.3 | 0.9 | 11.8 | 37.5 | 5.0 | 2 | |
| | | | | | | | | | | | | 3 | |
| | | | | | | | | | | | | 4 | |
| | | | | | | | | | | | | 5 | |
| | | | | | | | | | | | | 6 | |
| | | | | | | | | | | | | 7 | |
| | | | | | | | | | | | | 8 | |
| | | | | | | | | | | | | 9 | |
| | | | | | | | | | | | | 10 | |
| | | | | | | | | | | | | 11 | |
| | | | | | | | | | | | | 12 | |
| 171 | 177 | 196 | 191 | 147 | 172 | 141 | 191 | 195 | 147 | 183 | 226 | 平. 14 | |
| 169 | 174 | 204 | 203 | 149 | 173 | 137 | 192 | 193 | 149 | 169 | 218 | 15 | |
| 169 | 176 | 212 | 203 | 147 | 173 | 140 | 189 | 186 | 152 | 172 | 224 | 16 | |
| 168 | 175 | 220 | 204 | 147 | 172 | 144 | 189 | 185 | 155 | 173 | 229 | 17 | |
| 166 | 170 | 219 | 208 | 141 | 168 | 149 | 188 | 183 | 153 | 178 | 230 | 18 | |
| 166 | 167 | 222 | 207 | 140 | 167 | 152 | 188 | 187 | 154 | 176 | 237 | 19 | |
| 164 | 159 | 221 | 203 | 136 | 166 | 156 | 194 | 181 | 151 | 167 | 239 | 20 | |
| 162 | 154 | 224 | 198 | 134 | 164 | 160 | 194 | 176 | 148 | 164 | 245 | 21 | |
| 161 | 147 | 204 | 190 | 136 | 169 | 156 | 194 | 171 | 145 | 160 | 208 | 平22.1 | |
| 159 | 158 | 223 | 190 | 135 | 155 | 156 | 194 | 177 | 139 | 150 | 158 | 2 | |
| | | | | | | | | | | | | 3 | |
| | | | | | | | | | | | | 4 | |
| | | | | | | | | | | | | 5 | |
| | | | | | | | | | | | | 6 | |
| | | | | | | | | | | | | 7 | |
| | | | | | | | | | | | | 8 | |
| | | | | | | | | | | | | 9 | |
| | | | | | | | | | | | | 10 | |
| | | | | | | | | | | | | 11 | |
| | | | | | | | | | | | | 12 | |
| ▲ 1.1 | ▲ 1.5 | 4.1 | 6.2 | 0.9 | 1.1 | ▲ 2.9 | 0.6 | ▲ 1.3 | 1.5 | ▲ 7.8 | ▲ 3.5 | 平. 14 | |
| ▲ 0.1 | 1.0 | 3.6 | 0.2 | ▲ 0.8 | ▲ 0.3 | 1.9 | ▲ 1.5 | ▲ 3.4 | 2.3 | 1.9 | 2.5 | 15 | |
| ▲ 0.8 | ▲ 0.8 | 3.9 | 0.5 | ▲ 0.1 | ▲ 0.2 | 3.1 | 0.1 | ▲ 0.5 | 1.5 | 0.6 | 2.4 | 16 | |
| ▲ 0.9 | ▲ 2.4 | ▲ 0.2 | 2.0 | ▲ 4.3 | ▲ 2.4 | 3.5 | ▲ 1.0 | ▲ 1.2 | ▲ 1.2 | 3.0 | 0.5 | 17 | |
| 0.3 | ▲ 2.3 | 1.2 | ▲ 0.9 | ▲ 0.7 | ▲ 0.8 | 2.1 | 0.3 | 2.1 | 0.5 | ▲ 1.3 | 2.7 | 18 | |
| ▲ 1.2 | ▲ 4.2 | ▲ 0.4 | ▲ 1.6 | ▲ 2.7 | ▲ 0.6 | 2.7 | 2.9 | ▲ 3.1 | ▲ 1.9 | ▲ 4.9 | 1.1 | 19 | |
| ▲ 1.4 | ▲ 3.4 | 1.4 | ▲ 2.4 | ▲ 1.3 | ▲ 1.3 | 2.4 | 0.2 | ▲ 2.6 | ▲ 1.5 | ▲ 2.1 | 2.6 | 20 | |
| ▲ 3.3 | ▲ 4.6 | 1.3 | ▲ 5.8 | ▲ 2.2 | ▲ 3.3 | ▲ 1.1 | ▲ 0.0 | ▲ 4.4 | ▲ 4.8 | ▲ 4.6 | ▲ 6.3 | 平22.1 | |
| ▲ 4.3 | ▲ 1.2 | 1.2 | ▲ 6.0 | ▲ 1.4 | ▲ 4.8 | ▲ 1.2 | 0.7 | 0.6 | ▲ 7.3 | ▲ 5.2 | ▲ 3.1 | 2 | |
| | | | | | | | | | | | | 3 | |
| | | | | | | | | | | | | 4 | |
| | | | | | | | | | | | | 5 | |
| | | | | | | | | | | | | 6 | |
| | | | | | | | | | | | | 7 | |
| | | | | | | | | | | | | 8 | |
| | | | | | | | | | | | | 9 | |
| | | | | | | | | | | | | 10 | |
| | | | | | | | | | | | | 11 | |
| | | | | | | | | | | | | 12 | |

| 区分 年月 | 調 理 食 品 (つづき) | | | | | | 酒 | | | | | |
|----------|---------------|-------|--------|--------|-------|-------|--------|--------|--------|--------|--------|-------|
| | サラダ | 煮 豆 | 和惣菜 | 中華惣菜 | 洋惣菜 | その他惣菜 | 清 酒 | 合成清酒 | 焼酎(甲類) | 焼酎(乙類) | みりん | |
| 千人当たり販売額 | | | | | | | | | | | | |
| 平. 14 | 672 | 2,055 | 10,350 | 7,622 | 6,743 | 2,750 | 79,732 | 10,046 | 425 | 6,047 | 3,845 | 954 |
| 15 | 772 | 2,106 | 9,773 | 7,590 | 6,338 | 2,674 | 87,499 | 10,763 | 479 | 7,505 | 5,216 | 957 |
| 16 | 1,017 | 2,068 | 9,901 | 7,523 | 6,255 | 2,785 | 93,847 | 10,630 | 505 | 8,338 | 6,663 | 929 |
| 17 | 894 | 1,962 | 10,624 | 7,264 | 5,932 | 3,056 | 94,637 | 10,752 | 501 | 8,582 | 7,246 | 945 |
| 18 | 807 | 1,910 | 10,528 | 7,146 | 5,910 | 3,059 | 97,225 | 10,932 | 489 | 8,756 | 7,695 | 996 |
| 19 | 836 | 1,934 | 10,644 | 6,884 | 5,975 | 3,067 | 99,892 | 10,817 | 461 | 8,882 | 8,077 | 1,055 |
| 20 | 738 | 1,958 | 9,929 | 5,962 | 6,267 | 2,828 | 94,498 | 9,941 | 412 | 7,874 | 8,665 | 1,032 |
| 21 | 758 | 1,913 | 9,392 | 6,438 | 5,864 | 2,906 | 89,975 | 9,299 | 352 | 7,611 | 8,156 | 1,040 |
| 平22.1 | 924 | 1,863 | 9,807 | 8,596 | 6,217 | 2,904 | 83,418 | 10,267 | 313 | 7,583 | 7,807 | 906 |
| 2 | 939 | 1,932 | 9,421 | 8,118 | 6,073 | 2,472 | 83,338 | 9,734 | 340 | 7,948 | 8,045 | 992 |
| 3 | | | | | | | | | | | | |
| 4 | | | | | | | | | | | | |
| 5 | | | | | | | | | | | | |
| 6 | | | | | | | | | | | | |
| 7 | | | | | | | | | | | | |
| 8 | | | | | | | | | | | | |
| 9 | | | | | | | | | | | | |
| 10 | | | | | | | | | | | | |
| 11 | | | | | | | | | | | | |
| 12 | | | | | | | | | | | | |
| 前年同月比 | | | | | | | | | | | | |
| 平. 14 | | | | | | | | | | | | |
| 15 | 14.8 | 2.5 | ▲ 5.6 | ▲ 0.4 | ▲ 6.0 | ▲ 2.8 | 9.7 | 7.1 | 12.9 | 24.1 | 35.7 | 0.3 |
| 16 | 31.8 | ▲ 1.8 | 1.3 | ▲ 0.9 | ▲ 1.3 | 4.1 | 7.3 | ▲ 1.2 | 5.4 | 11.1 | 27.8 | ▲ 2.9 |
| 17 | ▲ 12.1 | ▲ 5.1 | 7.3 | ▲ 3.4 | ▲ 5.2 | 9.7 | 0.8 | 1.1 | ▲ 0.8 | 2.9 | 8.7 | 1.7 |
| 18 | ▲ 9.7 | ▲ 2.7 | ▲ 0.9 | ▲ 1.6 | ▲ 0.4 | 0.1 | 2.7 | 1.7 | ▲ 2.5 | 2.0 | 6.2 | 5.4 |
| 19 | 3.5 | 1.3 | 1.1 | ▲ 3.7 | 1.1 | 0.3 | 2.7 | ▲ 1.1 | ▲ 5.7 | 1.4 | 5.0 | 5.9 |
| 20 | ▲ 11.7 | 1.3 | ▲ 6.7 | ▲ 13.4 | 4.9 | ▲ 7.8 | ▲ 5.4 | ▲ 8.1 | ▲ 10.6 | ▲ 11.3 | 7.3 | ▲ 2.2 |
| 21 | 2.8 | ▲ 2.3 | ▲ 5.4 | 8.0 | ▲ 6.4 | 2.8 | ▲ 4.8 | ▲ 6.5 | ▲ 14.7 | ▲ 3.3 | ▲ 5.9 | 0.8 |
| 平22.1 | 20.9 | ▲ 1.6 | 1.1 | 5.5 | 3.3 | ▲ 4.5 | ▲ 0.3 | ▲ 5.2 | ▲ 15.9 | 15.0 | ▲ 14.6 | 3.2 |
| 2 | 28.1 | 0.8 | 5.0 | 8.8 | 4.5 | ▲ 7.8 | ▲ 1.1 | ▲ 3.7 | ▲ 16.2 | 13.8 | ▲ 15.6 | 2.8 |
| 3 | | | | | | | | | | | | |
| 4 | | | | | | | | | | | | |
| 5 | | | | | | | | | | | | |
| 6 | | | | | | | | | | | | |
| 7 | | | | | | | | | | | | |
| 8 | | | | | | | | | | | | |
| 9 | | | | | | | | | | | | |
| 10 | | | | | | | | | | | | |
| 11 | | | | | | | | | | | | |
| 12 | | | | | | | | | | | | |
| 小売価格 | | | | | | | | | | | | |
| 平. 14 | 212 | 170 | 179 | 180 | 231 | 196 | — | 669 | 431 | 1016 | 1135 | 411 |
| 15 | 197 | 167 | 177 | 177 | 219 | 197 | — | 659 | 436 | 1044 | 1104 | 400 |
| 16 | 170 | 169 | 173 | 179 | 222 | 188 | — | 629 | 432 | 1021 | 1108 | 387 |
| 17 | 162 | 165 | 171 | 174 | 218 | 180 | — | 615 | 428 | 1007 | 1108 | 374 |
| 18 | 158 | 161 | 169 | 169 | 221 | 190 | — | 609 | 448 | 1002 | 1104 | 366 |
| 19 | 154 | 163 | 169 | 168 | 224 | 205 | — | 601 | 456 | 1005 | 1111 | 356 |
| 20 | 148 | 165 | 172 | 173 | 221 | 186 | — | 585 | 448 | 979 | 1142 | 350 |
| 21 | 141 | 161 | 170 | 171 | 213 | 173 | — | 572 | 455 | 960 | 1148 | 343 |
| 平22.1 | 141 | 158 | 174 | 176 | 215 | 181 | — | 597 | 467 | 956 | 1152 | 332 |
| 2 | 142 | 152 | 167 | 171 | 210 | 167 | — | 570 | 458 | 963 | 1144 | 327 |
| 3 | | | | | | | | | | | | |
| 4 | | | | | | | | | | | | |
| 5 | | | | | | | | | | | | |
| 6 | | | | | | | | | | | | |
| 7 | | | | | | | | | | | | |
| 8 | | | | | | | | | | | | |
| 9 | | | | | | | | | | | | |
| 10 | | | | | | | | | | | | |
| 11 | | | | | | | | | | | | |
| 12 | | | | | | | | | | | | |
| 前年同月比 | | | | | | | | | | | | |
| 平. 14 | | | | | | | | | | | | |
| 15 | ▲ 7.4 | ▲ 1.6 | ▲ 0.9 | ▲ 1.6 | ▲ 5.3 | 0.4 | — | ▲ 1.5 | 1.3 | 2.8 | ▲ 2.7 | ▲ 2.7 |
| 16 | ▲ 13.5 | 1.3 | ▲ 2.6 | 1.5 | 1.4 | ▲ 4.5 | — | ▲ 4.5 | ▲ 0.9 | ▲ 2.2 | 0.3 | ▲ 3.1 |
| 17 | ▲ 4.7 | ▲ 2.8 | ▲ 1.0 | ▲ 2.8 | ▲ 1.9 | ▲ 4.5 | — | ▲ 2.3 | ▲ 0.9 | ▲ 1.4 | 0.1 | ▲ 3.5 |
| 18 | ▲ 2.3 | ▲ 2.1 | ▲ 1.0 | ▲ 2.9 | 1.4 | 5.7 | — | ▲ 1.0 | 4.5 | ▲ 0.5 | ▲ 0.4 | ▲ 2.2 |
| 19 | ▲ 3.1 | 1.1 | ▲ 0.2 | ▲ 0.4 | 1.5 | 7.8 | — | ▲ 1.3 | 1.9 | 0.3 | 0.6 | ▲ 2.5 |
| 20 | ▲ 3.6 | 1.5 | 1.7 | 2.5 | ▲ 1.7 | ▲ 9.0 | — | ▲ 2.7 | ▲ 1.7 | ▲ 2.6 | 2.7 | ▲ 1.8 |
| 21 | ▲ 4.5 | ▲ 2.4 | ▲ 1.2 | ▲ 0.8 | ▲ 3.3 | ▲ 7.3 | — | ▲ 2.2 | 1.5 | ▲ 1.9 | 0.6 | ▲ 1.9 |
| 平22.1 | ▲ 0.0 | ▲ 3.2 | ▲ 3.4 | ▲ 2.8 | ▲ 1.3 | ▲ 5.9 | — | ▲ 1.9 | 4.8 | 2.7 | 0.7 | ▲ 3.8 |
| 2 | 2.5 | ▲ 4.8 | ▲ 2.5 | ▲ 2.0 | ▲ 0.7 | ▲ 5.6 | — | ▲ 1.5 | 2.6 | 1.0 | 0.5 | ▲ 5.7 |
| 3 | | | | | | | | | | | | |
| 4 | | | | | | | | | | | | |
| 5 | | | | | | | | | | | | |
| 6 | | | | | | | | | | | | |
| 7 | | | | | | | | | | | | |
| 8 | | | | | | | | | | | | |
| 9 | | | | | | | | | | | | |
| 10 | | | | | | | | | | | | |
| 11 | | | | | | | | | | | | |
| 12 | | | | | | | | | | | | |

単位 { 千人当たり販売額、小売価格：円
前年同月比：%

| ビール | 類 | | | | | | | | | | | | 区分 年月 | |
|--------|--------|-------|-----------|-------|-------|-------|------------|-------------------------|----------------|--------------|------------|------------|----------|-------|
| | 発泡酒 | 果実酒 | 甘味 果実酒 | ウイスキー | ブランデー | スピリッツ | リキュール 類 | その他雑酒 (第三のビール 含む) | 酒類を含む セット商品 | その他飲 料・酒類 | 料理用 日本酒 | 料理用 ワイン | | |
| 20,256 | 23,537 | 4,072 | 151 | 2,772 | 225 | 177 | 4,810 | 38 | 1,636 | 115 | 613 | 14 | 平. 14 | |
| 20,598 | 25,315 | 4,671 | 116 | 3,210 | 265 | 392 | 5,654 | 61 | 1,347 | 342 | 596 | 11 | 15 | |
| 21,375 | 24,313 | 4,607 | 113 | 3,036 | 259 | 773 | 7,101 | 2,661 | 1,548 | 413 | 573 | 9 | 16 | |
| 20,672 | 18,063 | 4,836 | 108 | 2,928 | 263 | 884 | 7,423 | 9,260 | 1,457 | 137 | 573 | 7 | 17 | |
| 21,624 | 16,555 | 4,647 | 133 | 2,967 | 249 | 1,121 | 7,107 | 11,911 | 1,449 | 2 | 586 | 6 | 18 | |
| 22,897 | 16,460 | 4,733 | 192 | 2,995 | 243 | 1,388 | 10,173 | 9,511 | 1,398 | 3 | 600 | 7 | 19 | |
| 20,069 | 14,868 | 4,655 | 144 | 2,625 | 219 | 1,902 | 11,970 | 8,122 | 1,356 | 1 | 636 | 7 | 20 | |
| 17,984 | 11,769 | 4,626 | 111 | 2,533 | 192 | 2,339 | 14,580 | 7,241 | 1,471 | 2 | 663 | 5 | 21 | |
| 15,098 | 9,382 | 5,040 | 111 | 2,671 | 170 | 2,321 | 14,550 | 5,976 | 560 | 8 | 650 | 5 | 平22.1 | |
| 13,760 | 9,510 | 4,877 | 101 | 2,859 | 173 | 2,723 | 14,759 | 6,530 | 267 | 6 | 709 | 5 | 2 | |
| | | | | | | | | | | | | | 3 | |
| | | | | | | | | | | | | | 4 | |
| | | | | | | | | | | | | | 5 | |
| | | | | | | | | | | | | | 6 | |
| | | | | | | | | | | | | | 7 | |
| | | | | | | | | | | | | | 8 | |
| | | | | | | | | | | | | | 9 | |
| | | | | | | | | | | | | | 10 | |
| | | | | | | | | | | | | | 11 | |
| | | | | | | | | | | | | | 12 | |
| | 1.7 | 7.6 | 14.7 | ▲23.4 | 15.8 | 17.8 | 121.4 | 17.5 | 58.9 | ▲17.7 | 198.5 | ▲2.7 | ▲19.9 | 平. 14 |
| | 3.8 | ▲4.0 | ▲1.4 | ▲2.1 | ▲5.4 | ▲2.2 | 97.4 | 25.6 | 4279.9 | 14.9 | 20.6 | ▲3.9 | ▲19.0 | 15 |
| | ▲3.3 | ▲25.7 | 5.0 | ▲4.3 | ▲3.6 | 1.3 | 14.4 | 4.5 | 248.0 | ▲5.8 | ▲66.8 | 0.0 | ▲15.3 | 16 |
| | 4.6 | ▲8.4 | ▲3.9 | 22.4 | 1.3 | ▲5.2 | 26.8 | ▲4.3 | 28.6 | ▲0.6 | ▲98.3 | 2.3 | ▲13.1 | 17 |
| | 5.9 | ▲0.6 | 1.8 | 44.5 | 1.0 | ▲2.4 | 23.8 | 43.1 | ▲20.2 | ▲3.5 | 24.1 | 2.4 | 3.5 | 18 |
| | ▲12.4 | ▲9.7 | ▲1.7 | ▲25.0 | ▲12.4 | ▲10.1 | 37.0 | 17.7 | ▲14.6 | ▲3.0 | ▲57.9 | 6.0 | ▲0.6 | 19 |
| | ▲10.4 | ▲20.8 | ▲0.6 | ▲22.5 | ▲3.5 | ▲12.0 | 23.0 | 21.8 | ▲10.8 | 8.5 | 98.7 | 4.2 | ▲20.3 | 20 |
| | ▲3.9 | ▲20.1 | 4.8 | ▲17.8 | 16.4 | ▲8.3 | 18.9 | 27.7 | ▲9.0 | 11.3 | 2365.8 | 11.8 | ▲8.0 | 平22.1 |
| | ▲2.8 | ▲22.0 | 2.9 | ▲21.0 | 14.3 | ▲5.9 | 16.9 | 20.6 | ▲4.8 | 0.4 | 1150.0 | 11.7 | ▲6.6 | 2 |
| | | | | | | | | | | | | | 3 | |
| | | | | | | | | | | | | | 4 | |
| | | | | | | | | | | | | | 5 | |
| | | | | | | | | | | | | | 6 | |
| | | | | | | | | | | | | | 7 | |
| | | | | | | | | | | | | | 8 | |
| | | | | | | | | | | | | | 9 | |
| | | | | | | | | | | | | | 10 | |
| | | | | | | | | | | | | | 11 | |
| | | | | | | | | | | | | | 12 | |
| 613 | 434 | 561 | 347 | 1334 | 1427 | 346 | 143 | 653 | 3037 | 137 | 202 | 238 | 平. 14 | |
| 631 | 454 | 600 | 582 | 1371 | 1508 | 179 | 142 | 524 | 3030 | 120 | 198 | 242 | 15 | |
| 619 | 453 | 639 | 552 | 1364 | 1471 | 141 | 152 | 406 | 2954 | 124 | 188 | 237 | 16 | |
| 615 | 445 | 591 | 557 | 1335 | 1448 | 134 | 155 | 405 | 2771 | 139 | 190 | 224 | 17 | |
| 620 | 453 | 651 | 440 | 1360 | 1508 | 125 | 154 | 411 | 2856 | 325 | 185 | 226 | 18 | |
| 618 | 453 | 709 | 444 | 1345 | 1507 | 127 | 198 | 402 | 2792 | 215 | 193 | 233 | 19 | |
| 609 | 445 | 709 | 549 | 1271 | 1413 | 127 | 227 | 391 | 2899 | 267 | 200 | 234 | 20 | |
| 598 | 432 | 691 | 633 | 1198 | 1365 | 126 | 248 | 387 | 2836 | 257 | 201 | 209 | 21 | |
| 577 | 438 | 665 | 620 | 1158 | 1322 | 126 | 251 | 387 | 2069 | 0 | 204 | 213 | 平22.1 | |
| 547 | 430 | 650 | 637 | 1166 | 1280 | 125 | 253 | 376 | 1158 | 1 | 199 | 212 | 2 | |
| | | | | | | | | | | | | | 3 | |
| | | | | | | | | | | | | | 4 | |
| | | | | | | | | | | | | | 5 | |
| | | | | | | | | | | | | | 6 | |
| | | | | | | | | | | | | | 7 | |
| | | | | | | | | | | | | | 8 | |
| | | | | | | | | | | | | | 9 | |
| | | | | | | | | | | | | | 10 | |
| | | | | | | | | | | | | | 11 | |
| | | | | | | | | | | | | | 12 | |
| | 2.8 | 4.6 | 6.9 | 67.7 | 2.7 | 5.6 | ▲48.3 | ▲0.6 | ▲19.7 | ▲0.2 | ▲12.9 | ▲2.3 | 1.5 | 平. 14 |
| | ▲1.8 | ▲0.2 | 6.5 | ▲5.1 | ▲0.5 | ▲2.4 | ▲21.2 | 6.5 | ▲22.5 | ▲2.5 | 3.6 | ▲4.9 | ▲2.2 | 15 |
| | ▲0.7 | ▲1.7 | ▲7.6 | 0.8 | ▲2.1 | ▲1.6 | ▲5.0 | 2.5 | ▲0.4 | ▲6.2 | 12.2 | 0.9 | ▲5.3 | 16 |
| | 0.9 | 1.8 | 10.2 | ▲21.0 | 1.8 | 4.1 | ▲6.9 | ▲0.6 | 1.6 | 3.1 | 133.8 | ▲2.3 | 0.6 | 17 |
| | ▲0.3 | ▲0.1 | 8.9 | 0.9 | ▲1.1 | ▲0.0 | 1.9 | 28.4 | ▲2.1 | ▲2.2 | ▲33.8 | 4.0 | 3.3 | 18 |
| | ▲1.6 | ▲1.7 | 0.0 | 23.6 | ▲5.4 | ▲6.2 | ▲0.2 | 14.5 | ▲2.8 | 3.8 | 24.0 | 3.7 | 0.4 | 19 |
| | ▲1.8 | ▲2.8 | ▲2.7 | 15.3 | ▲5.8 | ▲3.4 | ▲0.7 | 9.1 | ▲1.2 | ▲2.2 | ▲3.5 | 0.7 | ▲10.5 | 20 |
| | ▲1.3 | 0.9 | ▲4.2 | 4.2 | ▲5.7 | ▲3.7 | ▲0.9 | 7.2 | 1.5 | ▲9.4 | — | ▲0.7 | 2.0 | 平22.1 |
| | ▲1.6 | 0.3 | ▲3.4 | 3.5 | ▲4.6 | ▲0.8 | ▲0.4 | 3.4 | ▲0.1 | 29.0 | — | ▲3.6 | 0.6 | 2 |
| | | | | | | | | | | | | | 3 | |
| | | | | | | | | | | | | | 4 | |
| | | | | | | | | | | | | | 5 | |
| | | | | | | | | | | | | | 6 | |
| | | | | | | | | | | | | | 7 | |
| | | | | | | | | | | | | | 8 | |
| | | | | | | | | | | | | | 9 | |
| | | | | | | | | | | | | | 10 | |
| | | | | | | | | | | | | | 11 | |
| | | | | | | | | | | | | | 12 | |

【利用者のために】

- 1 株式会社 KSP-SP の KSP-POS データによる。
- 2 小売額指数は、POS レジ通過客数千人当たり販売額で、17 年＝100 とした指数。
千人当たり販売額＝販売額÷POS レジ通過客数×1000
- 3 小売価格指数は、17 年＝100 とした指数。
小売価格＝販売額÷販売数量
品目別の 1 個当たり平均価格から、販売額ウェイトを用いてラスパイレース式により算出。
- 4 平成 22 年 2 月の収集店舗数は、739 店であった。対前年同月比 10.5 % 増、前月比▲ 0.1 % 減。
- 5 同 1 店舗当たりの来店客数は、約 6 万 2 千人で対前年同月比▲ 0.4 % 減、前月比▲ 3.7 % 減。
- 6 同 1 店舗当たりの加工食品販売額は、約 4 千 6 百万円で、対前年同月比 6.6 % 増、前月比▲ 2.4 % 減。
- 7 増減の表現については、大幅；±16%以上、かなり大きく；±11～16%未満、かなりの程度；±6～11%未満、やや；±3～6%未満、わずか；±1～3%未満、前年並み；±1%未満
- 8 部門別の内訳（品目）は下記のとおり。

畜産加工品；ハム、ベーコン、ソーセージ、焼き豚、その他加工肉類、畜産缶詰、畜産珍味、牛乳（加工乳含む）、乳飲料、はっ酵乳、乳酸菌飲料、プレミアムアイス、バター、チーズ、スキムミルク、クリームパウダー、れん乳、フレッシュクリーム、その他乳製品

水産加工品；ちくわ、かまぼこ、はんぺん、揚げ物、その他練製品、魚肉ハム、魚肉ソーセージ、水産缶詰（マグロ・カツオ以外）、マグロ・カツオ缶詰、冷凍水産素材、削り節・かつお節、のり、わかめ、昆布、その他海藻類、煮干、佃煮、その他加工水産、水産加工品、水産珍味

農産加工品；漬物、野菜缶詰、果実・デザート缶詰、ジャム・マーマレード、冷凍農産素材、ケチャップ、農産加工品、コンニャク、ゴマ、豆類、干し椎茸、その他農産乾物、農産珍味

製穀粉・同加工品；小麦粉、天ぷら粉、プレミックス、米粉、唐揚げ粉類、片栗粉、その他粉類、インスタント袋麺、カップ麺、乾麺、生麺・ゆで麺、その他麺類、スパゲティ、マカロニ、食パン、菓子パン、調理パン、その他パン、パン粉、シリアル類、包装餅、その他穀物、生地・皮

食用油・同加工品；マーガリン・ファットスプレッド類、その他スプレッド類、動物性油脂、サラダ油・天ぷら油、ゴマ油、オリーブ油、香味油、その他食用油、ホイップクリーム、ピーナッツ・チョコクリーム

調味料；砂糖、みそ、しょうゆ、ソース、マヨネーズ、ドレッシング、風味調味料、単一・複合調味料、低カロリー甘味料、食塩、香辛料（からし・わさび以外）、からし・わさび、食酢、合わせ酢（和風）、みりん風味調味料、つゆ、液体だし、焼き肉のたれ、その他のたれ、中華調味料、その他調味料

大豆・同加工品；豆腐、油揚げ、納豆、豆乳、きな粉

飲料；コーラ、炭酸フレーバー、果汁 100 % 飲料、果汁飲料、果肉飲料、紅茶ドリンク、日本茶・麦茶ドリンク、中国茶ドリンク、その他茶ドリンク、コーヒードリンク、ココアドリンク、乳酸飲料、その他清涼飲料、ビネガードリンク、水、炭酸水、スポーツドリンク、栄養ドリンク、野菜ジュース、トマトジュース、その他果実飲料、インスタントコーヒー、レギュラーコーヒー、ココア、紅茶、日本茶、麦茶、中国茶、その他の茶類、その他嗜好飲料

菓子；チョコレート、ビスケット・クッキー、米菓、キャンディ・キャラメル、チューインガム、スナック、豆菓子、玩具菓子、生菓子、半生菓子、焼菓子・油菓子、菓子セット、その他菓子、その他菓子類、デザート類、その他デザート・ヨーグルト、ファミリーアイス、パーソナルアイスその他

調理食品；冷凍畜産素材、冷凍調理、冷凍ピザ・グラタン類、冷凍麺、冷凍米飯加工品、その他冷凍食品、インスタントカレー、調理済みカレー、インスタントシチュー、調理済みシチュー、ソースミックス、中華料理の素、まぜ御飯の素、米飯加工品、レンジ専用食品、ふりかけ、お茶漬の素、その他調理品、調理用スープ、インスタントスープ、インスタント味噌汁・吸物、その他スープ、その他缶詰、サラダ、煮豆、和惣菜、中華惣菜、洋惣菜、その他惣菜

酒類；清酒、合成清酒、焼酎（甲類）、焼酎（乙類）、みりん、ビール、発泡酒、果実酒、甘味果実酒、ウイスキー、ブランデー、スピリッツ、リキュール類、その他雑酒（第三のビール含む）、酒類を含むセット商品、その他飲料・酒類、料理用日本酒、料理用ワイン

本調査結果は、下記のホームページからご覧いただけます。

農林水産省【http://www.maff.go.jp/j/zyukyu/jki/j_doutai/index.html】

(社)食品需給研究センター【<http://www.fmric.or.jp/stat/>】

発行日 平成 22 年 4 月 5 日発行

社団法人 食品需給研究センター

〒114-0024 東京都北区西ヶ原 1-26-3

TEL : 03-5567-1991 FAX : 03-5567-1960

<http://www.fmric.or.jp>